

**SOI: 1.1/TAS**

**DOI: 10.15863/TAS**

**Scopus ASJC: 1000**

**ISSN 2308-4944 (print)**

**ISSN 2409-0085 (online)**

**№ 04 (96) 2021**

**Teoretičeskaâ i prikladnaâ nauka**

---

**Theoretical & Applied Science**



---

**Philadelphia, USA**

**Teoretičkaâ i prikladnaâ  
nauka**

---

**Theoretical & Applied  
Science**

**04 (96)**

**2021**

# International Scientific Journal

## Theoretical & Applied Science

Founder: **International Academy of Theoretical & Applied Sciences**

Published since 2013 year. Issued Monthly.

International scientific journal «Theoretical & Applied Science», registered in France, and indexed more than 45 international scientific bases.

Editorial office: <http://T-Science.org> Phone: +777727-606-81

E-mail: [T-Science@mail.ru](mailto:T-Science@mail.ru)

### Editor-in Chief:

**Alexandr Shevtsov**

Hirsch index:

**h Index RISC = 1 (78)**

### Editorial Board:

|    |                    |                                 |            |                                 |
|----|--------------------|---------------------------------|------------|---------------------------------|
| 1  | Prof.              | Vladimir Kestelman              | USA        | <b>h Index Scopus = 3 (38)</b>  |
| 2  | Prof.              | Arne Jönsson                    | Sweden     | <b>h Index Scopus = 10 (33)</b> |
| 3  | Prof.              | Sagat Zhunisbekov               | KZ         | -                               |
| 4  | Assistant of Prof. | Boselin Prabhu                  | India      | -                               |
| 5  | Lecturer           | Denis Chemezov                  | Russia     | <b>h Index RISC = 2 (61)</b>    |
| 6  | Associate Prof.    | Elnur Hasanov                   | Azerbaijan | <b>h Index Scopus = 8 (11)</b>  |
| 7  | Associate Prof.    | Christo Ananth                  | India      | <b>h Index Scopus = - (1)</b>   |
| 8  | Prof.              | Shafa Aliyev                    | Azerbaijan | <b>h Index Scopus = - (1)</b>   |
| 9  | Associate Prof.    | Ramesh Kumar                    | India      | <b>h Index Scopus = - (2)</b>   |
| 10 | Associate Prof.    | S. Sathish                      | India      | <b>h Index Scopus = 2 (13)</b>  |
| 11 | Researcher         | Rohit Kumar Verma               | India      | -                               |
| 12 | Prof.              | Kerem Shixaliyev                | Azerbaijan | -                               |
| 13 | Associate Prof.    | Ananeva Elena Pavlovna          | Russia     | <b>h Index RISC = 1 (19)</b>    |
| 14 | Associate Prof.    | Muhammad Hussein Noure Elahi    | Iran       | -                               |
| 15 | Assistant of Prof. | Tamar Shiukashvili              | Georgia    | -                               |
| 16 | Prof.              | Said Abdullaevich Salekhov      | Russia     | -                               |
| 17 | Prof.              | Vladimir Timofeevich Prokhorov  | Russia     | -                               |
| 18 | Researcher         | Bobir Ortikmirzayevich Tursunov | Uzbekistan | -                               |
| 19 | Associate Prof.    | Victor Aleksandrovich Melent'ev | Russia     | -                               |
| 20 | Prof.              | Manuchar Shishinashvili         | Georgia    | -                               |

ISSN 2308-4944



© Collective of Authors

© «Theoretical & Applied Science»

# International Scientific Journal

## Theoretical & Applied Science

---

**Editorial Board:**

Hirsch index:

|    |                    |  |            |                               |
|----|--------------------|--|------------|-------------------------------|
| 21 | Prof.              | Konstantin Kurpayanidi                 | Uzbekistan | <b>h Index RISC = 8 (67)</b>  |
| 22 | Prof.              | Shoumarov G'ayrat Bahramovich          | Uzbekistan | -                             |
| 23 | Associate Prof.    | Saidvali Yusupov                       | Uzbekistan | -                             |
| 24 | PhD                | Tengiz Magradze                        | Georgia    | -                             |
| 25 |                    | Dilnoza Azlarova                       | Uzbekistan | -                             |
| 26 | Associate Prof.    | Sanjar Goyipnazarov                    | Uzbekistan | -                             |
| 27 | Prof.              | Shakhlo Ergasheva                      | Uzbekistan | -                             |
| 28 | Prof.              | Nigora Safarova                        | Uzbekistan | -                             |
| 29 | Associate Prof.    | Kurbonov Tohir Hamdamovich             | Uzbekistan | -                             |
| 30 | Prof.              | Pakhrutdinov Shukritdin<br>Il'yasovich | Uzbekistan | -                             |
| 31 | PhD                | Mamazhonov Akramzhon<br>Turgunovich    | Uzbekistan | -                             |
| 32 | PhD                | Ravindra Bhardwaj                      | USA        | <b>h Index Scopus = 2 (5)</b> |
| 33 | Assistant lecturer | Mehrinigor Akhmedova                   | Uzbekistan | -                             |
| 34 | Associate Prof.    | Fayziyeva Makhbuba<br>Rakhimjanovna    | Uzbekistan | -                             |
| 35 | PhD                | Jamshid Jalilov                        | Uzbekistan | -                             |
| 36 |                    | Guzalbegim Rakhimova                   | Uzbekistan | -                             |
| 37 | Prof.              | Gulchehra Gaffarova                    | Uzbekistan | -                             |

**International Scientific Journal**  
**Theoretical & Applied Science**

---



ISJ Theoretical & Applied Science, 04 (96), 490.  
Philadelphia, USA




**Impact Factor ICV = 6.630**

**Impact Factor ISI = 0.829**  
based on International Citation Report (ICR)

**The percentage of rejected articles:**



ISSN 2308-4944



## Impact Factor:

ISRA (India) = 6.317  
ISI (Dubai, UAE) = 1.582  
GIF (Australia) = 0.564  
JIF = 1.500

SIS (USA) = 0.912  
ПИИИ (Russia) = 0.126  
ESJI (KZ) = 9.035  
SJIF (Morocco) = 7.184

ICV (Poland) = 6.630  
PIF (India) = 1.940  
IBI (India) = 4.260  
OAJI (USA) = 0.350

SOI: [1.1/TAS](https://doi.org/10.15863/TAS) DOI: [10.15863/TAS](https://doi.org/10.15863/TAS)  
International Scientific Journal  
**Theoretical & Applied Science**  
p-ISSN: 2308-4944 (print) e-ISSN: 2409-0085 (online)  
Year: 2021 Issue: 04 Volume: 96  
Published: 01.04.2021 <http://T-Science.org>

QR – Issue



QR – Article



**Farkhod Musajonovich Nishonov**  
Fergana Polytechnic Institute  
Teacher of Mathematics,  
Academic Lyceum, Uzbekistan  
ORCID: 0000-0003-1608-0052,  
SPIN-kod: 7478-4702,  
AuthorID: 1009736  
[maslahat@yandex.ru](mailto:maslahat@yandex.ru)



**Akhmadzhon Kodirshaeovich Shaev**  
Fergana Polytechnic Institute  
Senior Lecturer of the  
Department of Higher Mathematics, Uzbekistan



**Konstantin Ivanovich Kurpayanidi**  
Fergana Polytechnic Institute  
PhD in economics,  
Professor of the Russian Academy of Science,  
Academician of the International Academy  
of Theoretical and Applied Sciences,  
Uzbekistan  
ORCID: 0000-0001-8354-1512,  
SPIN: 2321-7606 Researcher ID: Q-5596-2016  
[konstantin@ferpi.uz](mailto:konstantin@ferpi.uz)

## SOME QUESTIONS OF THE ORGANIZATION OF INDIVIDUAL WORKS OF STUDENTS IN MATHEMATICS IN THE CONDITIONS OF CREDIT TRAINING

**Abstract:** The current stage of construction and reform of higher education in Uzbekistan imposes qualitatively new requirements for the organization, content and methodology of the learning process in higher educational institutions, its individualization and differentiation. The rapid social changes taking place in society form the need for high-class specialists. In this regard, the process of introducing credit education in the country becomes relevant. The article considers some problems of the education sector, in particular, the actual problems of organizing individual works in mathematics in the context of the implementation of credit training. The analysis revealed that the methodology of teaching mathematics faced the task of improving the theory and practice of training a specialist who meets the entire complex of modern requirements. The authors prove that the disclosure and improvement of students' individuality occurs in the process of mastering the knowledge of the basics of higher mathematics at the university, so the individualization of learning does not free students from learning tasks that are difficult for them.

**Key words:** credit training, competitiveness, mathematics, teaching methods, quality of knowledge, skills, professionalism, training, innovative technologies.

**Language:** English

**Citation:** Nishonov, F. M., Shaev, A. K., & Kurpayanidi, K. I. (2021). Some questions of the organization of individual works of students in mathematics in the conditions of credit training. *ISJ Theoretical & Applied Science*, 04 (96), 1-7.

**Soi:** <http://s-o-i.org/1.1/TAS-04-96-1> **Doi:**  <https://dx.doi.org/10.15863/TAS.2021.04.96.1>

|                       |                                 |                               |                             |
|-----------------------|---------------------------------|-------------------------------|-----------------------------|
| <b>Impact Factor:</b> | <b>ISRA (India) = 6.317</b>     | <b>SIS (USA) = 0.912</b>      | <b>ICV (Poland) = 6.630</b> |
|                       | <b>ISI (Dubai, UAE) = 1.582</b> | <b>PIHII (Russia) = 0.126</b> | <b>PIF (India) = 1.940</b>  |
|                       | <b>GIF (Australia) = 0.564</b>  | <b>ESJI (KZ) = 9.035</b>      | <b>IBI (India) = 4.260</b>  |
|                       | <b>JIF = 1.500</b>              | <b>SJIF (Morocco) = 7.184</b> | <b>OAJI (USA) = 0.350</b>   |

*Scopus ASCC: 3304.*

## Introduction

**UDC 378.046.4**

Over the years of Independence, structural and substantive reforms have been implemented in Uzbekistan, affecting all levels and components of the education system, which were aimed at ensuring its compliance with the long-term objectives and interests of the country, the requirements of the time. In particular, the relevant legal framework for the reform of this sphere was created, which identified as a priority the growth of investments and investments in human capital, the training of an educated and intellectually developed generation, which is the most important value and decisive force in achieving the goals of democratic development, modernization and renewal, stable and sustainable economic growth [1,2,3,4,5].

The current stage of construction and reform of higher education in Uzbekistan imposes qualitatively new requirements for the organization, content and methodology of the learning process in higher educational institutions, its individualization and differentiation. The rapid social changes taking place in society form the need for high-class specialists [1,5,6]. In recent years, new approaches and mathematical methods based on probability theory and mathematical statistics have been intensively developed. This is the development of the mathematical apparatus of such applied disciplines as reliability and repair of machines, maintenance of equipment, collection, accounting, processing and statistical analysis of data that characterize the process of functioning of real equipment systems in order to develop measures to improve their efficiency and quality of work. The use of tasks with engineering and technical content when conducting classes in engineering specialties helps to increase the level of assimilation of the material, increase interest in the study of this subject. Knowledge in mathematical disciplines will be more consciously and more firmly assimilated by students if they apply tasks with professionally directed content in the learning process [7,8].

The study shows that by the beginning of the XXI century, the system of training students of universities in Uzbekistan is gradually entering the credit form of training, which requires a new approach to the training of students. This is especially important when independent activity and, in this regard, individualization of students' learning are in paramount importance. In this regard, the methodology of teaching mathematics was faced with

the task of improving the theory and practice of training a specialist who meets the entire complex of modern requirements [7,8,9]. When using the concept of "individualization of learning" or "differentiation of learning", it should be born in mind that in its practical use, it is not about absolute, but about relative individualization (Fig.1.).

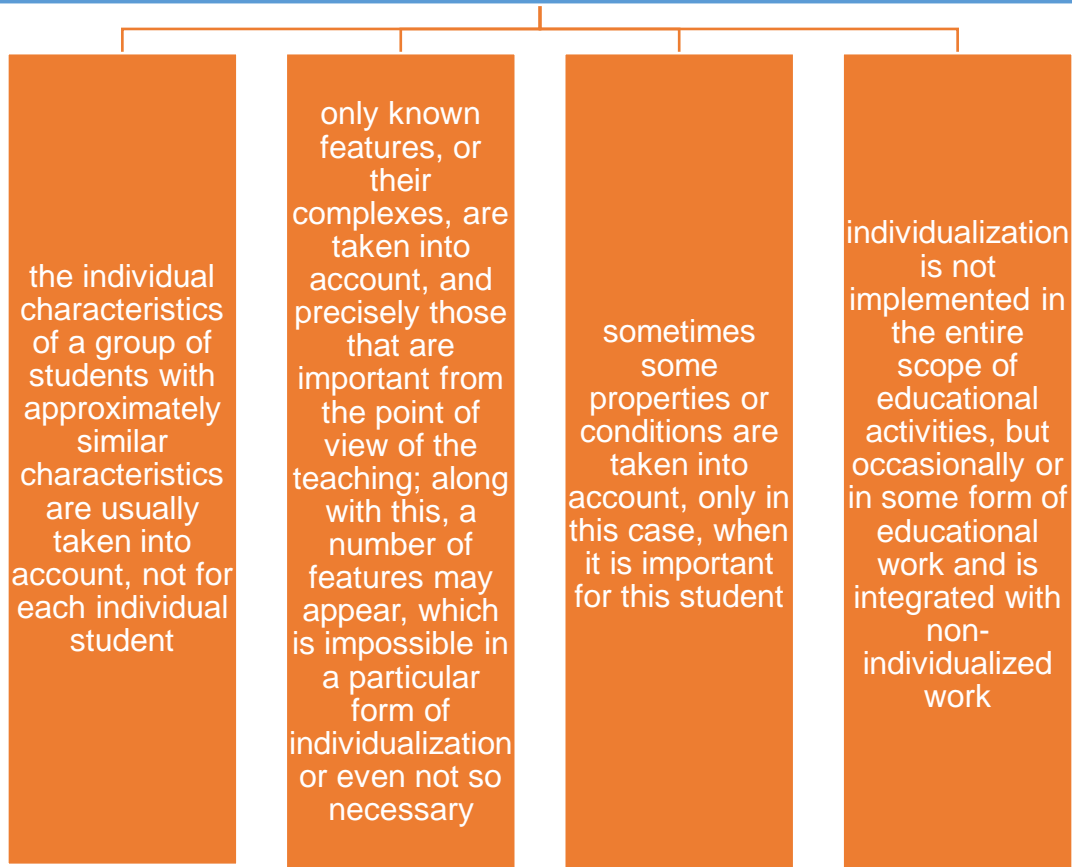
In recent years, the interest of university teachers to the problem of a differentiated approach in the preparation of students in higher mathematics at various levels of mathematical education has significantly increased. Such an organization of teaching mathematics is required by the current state of our society, when in a market economy, each person requires a high level of professionalism and such business qualities like: enterprise, the ability to navigate in a particular situation, quickly and accurately making a decision.

Higher mathematics is objectively the most complex subject, requiring more intensive mental work, a higher level of generalization and abstracting activity. Therefore, it is impossible to achieve the assimilation of mathematical material by all students at the same high level [13,14]. Even focusing on the "average" student in teaching mathematics leads to a decrease in academic performance in the group.

The analysis of the scientific and theoretical literature and the accumulated experience shows some positive results of the introduction of individualization and differentiation in the modern educational process of higher education: at present, there are a sufficient number of scientific and applied developments to improve the effectiveness of individualization and differentiation of training. However, the analysis showed that the majority of teachers still uses traditional teaching methods, without taking into account the changes taking place with students, their individual characteristics and personal qualities. This imposes a situational character on the process of individualization of student training at the university. On the other hand, the transition from traditional training in universities to a credit system of training provides for certain research developments on this problem, because according to this system, students are given more independence in the curriculum than in traditional training. The credit system of student training is an educational system aimed at increasing the level of self-education and creative development of knowledge on the basis of individualization, electability of the educational trajectory within the framework of regulating the educational process and taking into account the amount of knowledge in the form of loans.

|                       |                                 |                               |                             |
|-----------------------|---------------------------------|-------------------------------|-----------------------------|
| <b>Impact Factor:</b> | <b>ISRA (India) = 6.317</b>     | <b>SIS (USA) = 0.912</b>      | <b>ICV (Poland) = 6.630</b> |
|                       | <b>ISI (Dubai, UAE) = 1.582</b> | <b>ПИИИ (Russia) = 0.126</b>  | <b>PIF (India) = 1.940</b>  |
|                       | <b>GIF (Australia) = 0.564</b>  | <b>ESJI (KZ) = 9.035</b>      | <b>IBI (India) = 4.260</b>  |
|                       | <b>JIF = 1.500</b>              | <b>SJIF (Morocco) = 7.184</b> | <b>OAJI (USA) = 0.350</b>   |

## IN HIGHER EDUCATION INDIVIDUALIZATION IS ALWAYS RELATIVE FOR THE FOLLOWING REASONS



**Fig.1. In higher education individualization is always relative for the following reasons [10,11,12].**

The concept of «credit», according to the Bologna Process, means a quantitative characteristic issued to a student for one course attended, the volume of which is usually one academic hour per week during the semester. To obtain a certificate of completion of a course in an educational institution in a particular specialty, you must obtain a certain minimum number of «credits». As a rule, it is several tens or even more than a hundred. The essence of the Bologna system is that it takes into account not only the traditional grades obtained on exams, but also credits (special credits, Carnegie credits), which reflect the time spent by the student on attending lectures, seminars, as well as completing various projects and works in each subject or not related to it.

The solution to the question of individualization of the process of preparing students cannot be understood by reducing the educational material or solving mathematical problems for some students and modifying it for others. The term «module» in relation to higher education implies a documental completed part of the educational and professional program of each academic discipline [4,15,16,17].

The purpose of introducing a credit system for training students in Uzbekistan is to integrate the higher education system into the world educational system, to create conditions that meet international standards of the educational process in accordance with the requirements of society for high-profile specialists (Fig.2).



## Impact Factor:

|                          |                        |                      |
|--------------------------|------------------------|----------------------|
| ISRA (India) = 6.317     | SIS (USA) = 0.912      | ICV (Poland) = 6.630 |
| ISI (Dubai, UAE) = 1.582 | ПИИИ (Russia) = 0.126  | PIF (India) = 1.940  |
| GIF (Australia) = 0.564  | ESJI (KZ) = 9.035      | IBI (India) = 4.260  |
| JIF = 1.500              | SJIF (Morocco) = 7.184 | OAJI (USA) = 0.350   |

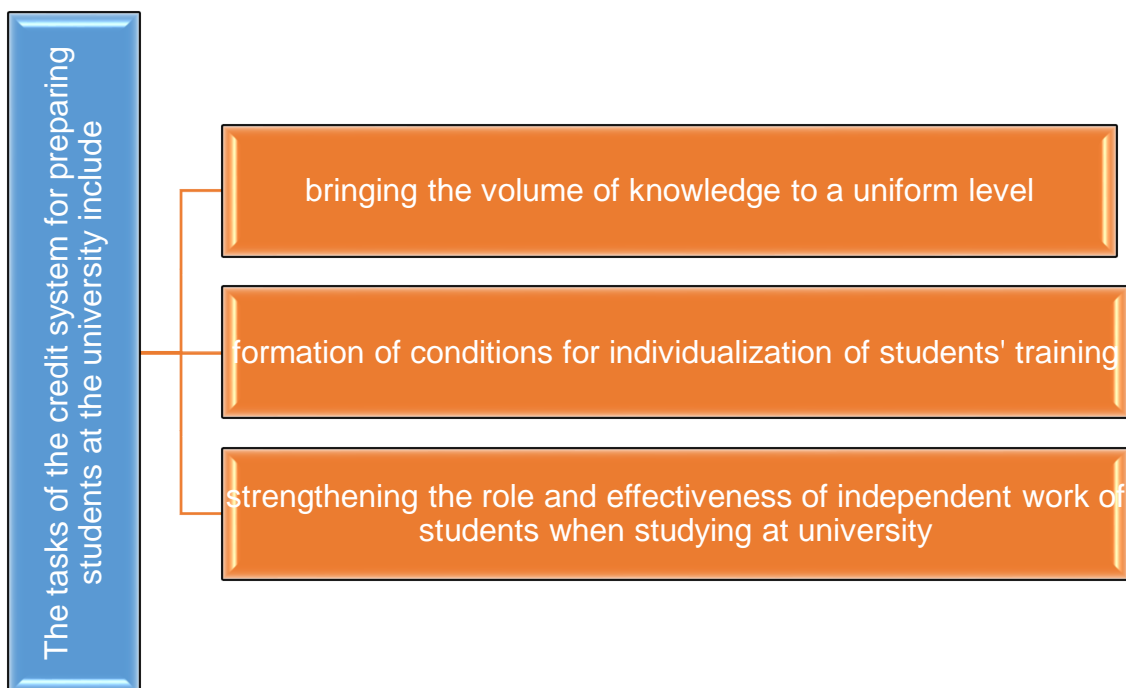


Fig.2. The tasks of the credit system for preparing students at the university include.

### For the credit system of training, there are characteristic features:

- the credit system is a way of organizing the educational process, in which, students have the opportunity to individually plan the sequence of the educational process;
- introduction of a credit system to assess the labor costs of students and teachers in each discipline;
- the time for studying the discipline is based on State Educational Standards and curricula;
- students freely choose a discipline from among the elective disciplines that are included in the working curriculum when drawing up an individual curriculum, as well as the teacher [18,19];
- students directly participate in the formation of their individual curriculum;
- advisors, assist students in choosing the educational process;
- the university has broad powers in the organization of the educational process, in determining and accounting for the types of workload of teachers;
- the educational process is provided with the necessary educational and methodological complexes in printed and electronic forms.

When evaluating students' academic achievements, a modular rating system is used for each academic discipline. A significant role in the preparation of students in the conditions of the credit system of education belongs to the compilation of a syllabus for each subject studied, including higher mathematics at university.

In the context of individualization of learning, the concept of «differentiation» comes from the

characteristics of the individual, his personal qualities. However, it should be borne in mind that the concept of «differentiation» is also used in a broader sense: when forming the content of education and organizing educational work, we are faced with differentiation by age, gender, regional-economic, nation and other characteristics. We will try to clarify how we characterize the concept of "individual approach" and the concept of «differentiation». In the first case, we are dealing with the principle of learning, in the second, with the implementation of this principle, which has its own forms and methods. In the same sense, the ratio of the principle of individual approach and individualization of training is presented. This principle is also the most widely considered in the work. When we use the concept of «individualization of learning» or «differentiation of learning», it must be borne in mind that in its practical use, we are not talking about absolute, but about relative individualization.

### In higher education, in practice, individualization is always relative for the following reasons:

1) usually the individual characteristics are not taken into account for each individual student, but in a group of students with approximately similar characteristics;

2) only known features or their complexes are taken into account, and precisely those, who are important from the point of view of the teaching (for example, general mental abilities); along with this, a number of features may be considered, which in a particular form of individualization is impossible or even not so necessary;

## Impact Factor:

ISRA (India) = 6.317  
ISI (Dubai, UAE) = 1.582  
GIF (Australia) = 0.564  
JIF = 1.500

SIS (USA) = 0.912  
PIIHQ (Russia) = 0.126  
ESJI (KZ) = 9.035  
SJIF (Morocco) = 7.184

ICV (Poland) = 6.630  
PIF (India) = 1.940  
IBI (India) = 4.260  
OAJI (USA) = 0.350

3) sometimes some properties or conditions are taken into account only if it is important for this student (for example, talent in a particular field, health disorders);

4) individualization is not implemented in the entire scope of educational activities, but occasionally or in some form of educational work and is integrated with non-individualized work.

In recent years, the interest of university teachers to the problem of a differentiated approach in teaching students in higher mathematics at various levels of mathematical education has significantly increased. This interest is large due to the desire to organizing the educational process in such a way that each student is optimally engaged with educational activities in the classroom and at home, taking into account his mathematical abilities and intellectual development, in order to avoid gaps in the knowledge and skills of students, and ultimately, to provide a full-fledged basic mathematical training to students of the usual group [16,19].

It should be noted that "Higher Mathematics" is objectively the most complex subject, requiring more intensive and mental work, a higher level of generalization and abstracting activity. Therefore, it is impossible to achieve the assimilation of mathematical material by all students at the same high level. Even focusing on the "average" student in teaching mathematics leads to a decrease in academic performance in the group with the differentiation and individualization of teaching higher mathematics, an important role belongs to technology and especially information technology, which in each case provide a special product that develops the students' competence for further mastering the new material being studied.

The need to introduce information technologies in the educational process, especially in the teaching of subjects of the natural-mathematical cycle, today no one doubts. The use of information technologies allows students to familiarize themselves with the basics of computer modeling of processes and phenomena. Integration of information technologies of higher mathematics makes it possible to create a single subject under the conditional name "Higher Mathematics and Computer Science". We can say that the integration of information technologies in education allows an individual approach to students and thus helps to differentiate education, and the integration of information technologies in natural and mathematical subjects in general, and in higher mathematics, in particular, makes it possible to make the educational process most effective both from the point of view of the teacher and from the point of view of the student.

One of the main factors that affect professionalism in the future is targeted quality education.

The specific meaning depends on the meaning in which the term «independent» is used. Basically, there are 3 meanings of this word:

- the student must do the work himself, without the direct participation of the teacher;
- students are required to perform independent mental operations, independent orientation in the educational material;
- the performance of the work is not strictly regulated, the student is given the freedom to choose the content and methods of completing the task.

Independent work in higher education is a specific means of organizing and managing the independent activity of students in the educational process, a means of self-organization and self-discipline of students in mastering the necessary knowledge, skills and abilities [8,15,19]. As you know, with credit technology training, reducing the amount of classroom work directly increases the value and status of independent work of the student (IWS). If in the traditional system of training, independent work takes up one-third of the total labor intensity of the studied course of study, then in the credit system of training it is two-thirds of the part. Therefore, in the conditions of credit technology, the IWS becomes one of the main reserves for improving the quality of education and training of future specialists. In our opinion, the following conditions are of great importance for the correct and effective organization of the IWS:

- readiness of teachers to effectively organize independent work on the credit system of training;
- availability of an educational and methodological complex for each discipline, including a description of the course in printed and electronic form, forms and means of monitoring the level of independent development of the IWS by the student, indicating the content and timing of their conduct, a reference guide for the student for the entire period of study;
- availability of computer and telecommunications equipment;
- individualization of tasks, as well as taking into account the level of readiness and aptitude of each student;
- the use of innovative technologies (a set of technical means that provide students with free access to various sources of information and create optimal conditions for the use of electronic learning tools);
- optimal workload of students in the field of independent work.

As practice shows, in most universities there are two forms of independent work:

- traditional, i.e. the actual independent work of students, performed independently in an arbitrary mode and time, at convenient hours for the student, often outside the classroom.

## Impact Factor:

ISRA (India) = 6.317  
ISI (Dubai, UAE) = 1.582  
GIF (Australia) = 0.564  
JIF = 1.500

SIS (USA) = 0.912  
PIHII (Russia) = 0.126  
ESJI (KZ) = 9.035  
SJIF (Morocco) = 7.184

ICV (Poland) = 6.630  
PIF (India) = 1.940  
IBI (India) = 4.260  
OAJI (USA) = 0.350

▪ classroom independent work under the supervision of a teacher, who can be consulted during the assignment.

To date, the third option of independent work is being developed, and at the same time, the intermediate one is being used. This type provides for greater independence of students, greater individualization of tasks, the presence of consultation points and a number of psychological and pedagogical innovations concerning both the content of the tasks and the nature of consultations and control. All types of independent work perform their functions and are equally important for the future specialist.

The pedagogical literature also presents the conditions that ensure the successful implementation of independent work:

1. Clear statement of cognitive tasks.

2. The algorithm, the method of performing the work, the student's knowledge of how to perform it. The teacher clearly defines the forms of reporting, the scope of work, and the deadlines for its submission.

3. Definitions of types of consulting assistance (consultations – installation, thematic, problematic).

4. Definition of evaluation and reporting criteria.

5. Definition of types and forms of control (workshop, control works, tests, seminar, etc.).

In order to successfully implement this, you should apply a certain system of test exercises aimed at checking:

- level of learning ability;
- ability to work independently;
- the ability to read with understanding and the right speed of the training text;
- ability to be quick-witted;
- the level of development of a particular component of mathematical thinking;
- educational interests etc [20,21].

The Fergana Polytechnic Institute has adopted several types of independent work: regular and long-

term. Regular independent work is carried out by students in accordance with the tasks proposed in the syllabus (working curriculum) for each lesson. Their implementation is monitored and evaluated by the teacher in consultation classes. As the experience of leading experts in the field of teaching mathematics, as well as the experience of teachers of the department, shows, the most effective forms and types of regular independent work of students are the following: performing individual tasks with three levels of complexity, proving theorems and formulas, writing reports and abstracts, answering theoretical questions etc. Individualization of student training in the credit form of education does not exclude, but also assumes collective, frontal and group forms of activity, strengthening of the teacher-student and student-student relationships in training, with a great emphasis on independence in the cognitive activity of students.

In conclusion, it should be noted that the individualization of higher education in credit training is to see the features of the psychophysiological development of students and build the educational process based on their capabilities and abilities. In our example, the disclosure and improvement of students' individuality occurs in the process of mastering the basics of higher mathematics at the university, so individualization of learning does not free students from learning tasks that are difficult for them. The goal of individualization is to provide all students with a system of mathematical knowledge as a means of their development and competence. The solution to the question of individualization of the process of preparing students cannot be understood by reducing the educational material or solving mathematical problems for some students and modifying it for others.

## References:

1. Marginson, S. (2018). *World higher education under conditions of national/global disequilibria* //Centre for Global Higher Education, UCL Institute of Education, London.
2. Kurpayanidi, K. I. (2016). Dorozhnaja karta sovershenstvovaniya organizacii uchebnogo processa v sisteme vysshego obrazovaniya. *Mezhdunarodnyj zhurnal prikladnyh i fundamental'nyh issledovanij*, №. 11-5, pp.955-958.
3. Kurpayanidi, K. I. (2013). Nekotorye voprosy sovershenstvovaniya metodiki prepodavaniya biznes disciplin v vysshem obrazovatel'nom uchrezhdenii. *Gumanitarnye nauchnye issledovanija*, №. 11.
4. Rahimov, A. A. (2018). *Nekotorye voprosy povysheniya jeffektivnosti individual'noj samostojatel'noj raboty (ISR)*. Nauka, obrazovanie, innovacii: aprobacija rezultatov issledovanij, pp. 593-598.
5. Muhammedova, Sh. F. (2019). Nekotorye voprosy i puti sovershenstvovaniya matematicheskogo obrazovaniya studentov tehniceskikh VUZOV. *Uchenye zapiski*

**Impact Factor:**

**ISRA (India) = 6.317**  
**ISI (Dubai, UAE) = 1.582**  
**GIF (Australia) = 0.564**  
**JIF = 1.500**

**SIS (USA) = 0.912**  
**PIIHQ (Russia) = 0.126**  
**ESJI (KZ) = 9.035**  
**SJIF (Morocco) = 7.184**

**ICV (Poland) = 6.630**  
**PIF (India) = 1.940**  
**IBI (India) = 4.260**  
**OAJI (USA) = 0.350**

- Hudzhandskogo gosudarstvennogo universiteta im. akademika B. Gafurova. Seriya gumanitarno-obshchestvennyh nauk, №. 2, pp. 147-154.*
6. Nishonov, F. M., & Qo'shnazarova, M. (2019). *Maktab yoshigacha bo'lgan bolalarda matematik tasavvurlarni shakllanishida didaktik o'yinlarning o'rni.* Maktabgacha ta'lim taraqqijotining dolzarb masalalari. FarDU, pp. 166-167.
  7. Rizev, Je. S. (2018). Organizacionnye formy i metody ispol'zovaniya informacionno-kommunikacionnyh tehnologij pri obuchenii vysshej matematike v uslovijah sistemy kreditnogo obucheniya. *Uchenye zapiski Hudzhandskogo gosudarstvennogo universiteta im. akademika B. Gafurova. Gummanitarniye nauki, №. 4 (57).*
  8. Aganina, K. Zh. (2018). *Metody, sredstva i formy obucheniya, sposobstvujushhie razvitiyu poznavatel'noj samostojatel'nosti studentov.* Aktual'nye problemy i perspektivy teorii i praktiki sovremennogo obrazovaniya, pp.225-228.
  9. Goncharova, E. V., & Chumicheva, R. M. (2012). Organizacija individual'noj obrazovatel'noj traektorii obucheniya bakalavrov. *Vestnik Nizhnevartovskogo gosudarstvennogo universiteta, №. 2.*
  10. Kahhorov, S. K., Rahmatov, I. I., & Muhammedov, Sh. M. (2020). Osobennosti postroeniya obrazovatel'nogo processa na osnove modul'nyh tehnologij obucheniya v Uzbekistane. *Vestnik nauki i obrazovaniya, №. 18-2 (96).*
  11. Kurpayanidi, K. I. (2013). Voprosy sovershenstvovaniya metodiki prepodavaniya biznes-disciplin. *Psihologija. Sociologija. Pedagogika, №. 10, pp. 03-07.*
  12. Majsenja, L. I. (2017). *Samostojatel'naja rabota studentov tehniceskix universitetov kak uslovie formirovaniya matematicheskoj kompetentnosti.*
  13. Nishonov, F. M. (2018). Konstruirovaniye sistem zadach po matematike. *Mezhdunarodnyj zhurnal gumanitarnyx i estestvennyh nauk, №. 10-1.*
  14. Nishonov, F. M., Jehsonova, N. T., & Tolibov, I. Sh. U. (2019). Nekotorye voprosy professional'nogo rosta prepodavatelya matematiki v uslovijah cifrovoj jekonomiki. *Problemy sovremennoj nauki i obrazovaniya, №. 4 (137).*
  15. Nishonov, F. M., Ehsonova, N. T., & Tolibov, I. S. (2019). Professional growth of the teacher of mathematics of the academic lyceum in the conditions of technologies of the digital educational space. *ISJ Theoretical & Applied Science, 03 (71), 534-537.* Doi: <https://dx.doi.org/10.15863/TAS.2019.03.71.52>
  16. Kurpayanidi, K. I. (2016). Problemy sovershenstvovaniya organizacii uchebnogo processa v sisteme vysshej shkoly. *Bjulleten' nauki i praktiki, №. 12 (13).*
  17. Ryshhanova, S. M. (2018). O prepodavanii matematicheskix disciplin v vuze. *Matematicheskoe i programmnoe obespechenie sistem v promyshlennoj i social'noj sferah, T. 6, №. 2, pp. 24-29.*
  18. Sazonov, B. A. (2011). Individual'no-orientirovannaja organizacija uchebnogo processa kak uslovie modernizacii vysshego obrazovaniya. *Vysshee obrazovanie v Rossii, №. 4.*
  19. Shakadirova, N. I. (2020). Prakticheskoe znachenie ispol'zovaniya kreditno-modul'noj sistemy v vysshem obrazovanii. *Academic research in educational sciences, №. 3.*
  20. Smaglij, T. I., & Smaglij, T. A. (2018). Pedagogicheskie uslovija razvitiya poznavatel'noj aktivnosti studentov pri kreditnoj sisteme obucheniya. *Innovacionnoe razvitie professional'nogo obrazovaniya, №. 2 (18).*
  21. Trautwein, C., & Bosse, E. (2017). The first year in higher education—critical requirements from the student perspective. *Higher education, T. 73, №. 3, pp. 371-387.*

## Impact Factor:

ISRA (India) = 6.317  
ISI (Dubai, UAE) = 1.582  
GIF (Australia) = 0.564  
JIF = 1.500

SIS (USA) = 0.912  
ПИИИ (Russia) = 0.126  
ESJI (KZ) = 9.035  
SJIF (Morocco) = 7.184

ICV (Poland) = 6.630  
PIF (India) = 1.940  
IBI (India) = 4.260  
OAJI (USA) = 0.350

SOI: [1.1/TAS](#) DOI: [10.15863/TAS](#)

### International Scientific Journal Theoretical & Applied Science

p-ISSN: 2308-4944 (print) e-ISSN: 2409-0085 (online)

Year: 2021 Issue: 04 Volume: 96

Published: 31.03.2021 <http://T-Science.org>

QR – Issue



QR – Article



Gulchexra Xashimova  
Tashkent State Economic University  
Department of Social and  
Humanitarian Sciences

## SOCIO-ECONOMIC TRENDS IN THE DEVELOPMENT OF EUROPEAN SOCIETY

**Abstract:** *The social sphere is most sensitive to all changes taking place in modern society. The current stage in the development of European society is full of difficult moments associated with the need to overcome the consequences of systemic financial and economic crises, social instability and interstate contradictions. The peculiarity of the modern period is that accents of the driving forces of global processes and European integration as an integral part of them are shifting into side of the social dimension.*

**Key words:** *European Union, societies, social reform, economic reform, civil society, migration.*

**Language:** *English*

**Citation:** *Xashimova, G. X. (2021). Socio-economic trends in the development of European society. ISJ Theoretical & Applied Science, 04 (96), 8-11.*

**Soi:** <http://s-o-i.org/1.1/TAS-04-96-2> **Doi:**  <https://dx.doi.org/10.15863/TAS.2021.04.96.2>

**Scopus ASCC:** *3300.*

### Introduction

Any civilization exists due to the combination of two processes: statics and dynamics. European civilization is not an exception. On the one hand, it is the preservation of traditions, characteristic features that have developed over the centuries, and on the other, the ability to absorb the innovations introduced by time and respond to its challenges. In the context of globalization, there is a rapid change in socio-economic conditions, against the background of which society is trying to design the most comfortable and materially secure life. Crisis shocks make their own adjustments to these processes and disrupt the progressive development to which any civilized state strives. The current stage is full of difficult moments associated with the need to overcome systemic financial and economic crises, social instability and interstate contradictions. For many centuries, the states of Western Europe have played a key role in world politics, economy, science and culture. It was in Western Europe that the socio-economic structure emerged and gained strength, at the basis of which the concept of entrepreneurial initiative was laid and scientifically substantiated in conditions of free interaction of market factors.[1]

Progressive development requires, first of all, social stability, the establishment of a balance of forces and interests of individual social groups and professional categories, the achievement of compromises and the joining of efforts of actors. The peculiarity of the modern period is that the accent of the activity of the driving forces of global processes and European integration as their constituent part is shifting towards the social dimension. [2]

Political, economic and social development today are so interconnected that they cannot be considered in isolation from each other, and human capital acts as the main productive force of national wealth. The goal of socio-economic development is the formation of a socially stable society that guarantees a decent level and quality of life for the population, as well as the creation of an economy based on the latest achievements science and technology and able to provide itself with a qualified workforce engaged in motivated work. [3] Achieving such a goal requires more than just exerting strength. of the whole society, but also careful coordination of the efforts of its constituent forces, the search for new approaches and ways of solving emerging problems and overcoming difficulties, improving social and

## Impact Factor:

**ISRA (India) = 6.317**  
**ISI (Dubai, UAE) = 1.582**  
**GIF (Australia) = 0.564**  
**JIF = 1.500**

**SIS (USA) = 0.912**  
**PIIHQ (Russia) = 0.126**  
**ESJI (KZ) = 9.035**  
**SJIF (Morocco) = 7.184**

**ICV (Poland) = 6.630**  
**PIF (India) = 1.940**  
**IBI (India) = 4.260**  
**OAJI (USA) = 0.350**

industrial relations and the social architecture of Europe.

The goal of socio-economic development today is the formation of a socially stable society that guarantees a decent level and quality of life for the population, as well as the creation of an economy based on the latest achievements of science and technology and capable of providing itself with a qualified workforce engaged in motivated work.[4]

States, like supranational associations such as of the European Union, to achieve this goal are developing development scheme or model in accordance with their needs and capabilities, traditions and norms. The study of such a model, critical analysis and assessment of potential, undoubtedly, are of significant scientific interest and contribute to the development of modern social theory. Today, one cannot but take into account the development trends and features of global processes by which the modern world is objectively forced to live. Any country follows the objective laws of historical development and cannot go beyond them, no matter what changes and innovations take place in the economy and politics. The main thing that should not be forgotten is the consequences of these processes for society and the individual, which is inextricably linked with the social dimension. The current stage is full of difficult moments associated with the need to get out of systemic financial and economic crises, to overcome social instability and interstate disagreements, aggravated by political contradictions. Political, economic and social development today is so interconnected and interdependent that they cannot be viewed in isolation from each other. Each stage of development opens up new opportunities and prospects. At the same time, new problems, difficulties and risks appear. The peculiarity of the modern period is that the accents and direction of the driving forces of globalization (and European integration as its component) are shifting towards the social dimension. This is one of the signs of the new. It is no coincidence that you need. Not only scientists meet in speeches, but also politicians and representatives of civil society, claiming that it is the 21st century. will pass under the sign of a social problem. However, the very concept of "social" today carries a new, broader content. It should not be forgotten that the term "social" also means "public". This goes beyond social protection and social security. On the agenda is the improvement of the social structure of society, the relationship of its various groups and strata, the problem of social partnership and the quality of life.[5]

Social development is the development of society, attempts to solve emerging problems, mobilizing all its components strength. The activities of the welfare state (and practically all European states position themselves as such) is aimed not only at helping vulnerable, offended, disadvantaged groups

of the population. The main task of the social state is to provide every member of society, every citizen with the opportunity to actively realize themselves in activities that will be aimed at the prosperity of the country and the state. The disadvantaged, political elites, business, etc. fall into the sphere of the welfare state. Unsurprisingly, the social dimension has become a subject of universal interest. Compare election programs political parties. Their social part is practically ideal for the right, left, center, which is understandable: after all, social problems affect, to one degree or another, all social groups and strata of society. Another thing is that they have different attitudes towards social policy, set different goals and have different capabilities to achieve them. The state in its actions relies on the legislative base, the existing structures of executive institutions and has significant competencies in this regard. The business community has solid financial and material resources at its disposal. Meanwhile, the third sector - civil society - is still not sufficiently organized and is, as it were, on the sidelines of economic integration, the support of any political and social transformations.

Any transformations are implemented through politics, the political will of the leaders. It is on them that fruitful management, coordination of actions, and the relationship of all actors in socio-economic development depend.[6]

The state as a governing body of society should provide for investment in human capital. After all, it is 2/3 of the social wealth. It is logical that the modern state needs to become a "state of social investment" (as E. Giddens insisted on) and help the social quality of life to turn from a burdensome factor of development into a productive factor. Socially responsible business provides an economic base and contributes to the formation of new social relations based on social partnership.

The inclusion of civil society in all the most important processes of our time as a full-fledged partner helps to form a social base. This is the same social contract that I talked about even L. Erhard, which allows you to create the so-called social balance, in which you can reach a compromise. Therefore, the socio-political and socio-psychological aspects of integration are important, relations based on trust, solidarity, social justice. Social capital, like financial capital, can and should expand. It is directly related to the presence of trust in society. Today the EU is faced with a whole host of new threats. Their reasons are different, but they all have to do with relationships between different groups in the community. I will name just a few of them:

- 1) multilevel Europe or otherwise - Europe of different speeds;
- 2) the collapse of multiculturalism;
- 3) unresolved migration problem;
- 4) the activity of nationalism and the revitalization of right-wing parties. The lack of voters'

## Impact Factor:

|                         |                |                       |                |                     |                |
|-------------------------|----------------|-----------------------|----------------|---------------------|----------------|
| <b>ISRA (India)</b>     | <b>= 6.317</b> | <b>SIS (USA)</b>      | <b>= 0.912</b> | <b>ICV (Poland)</b> | <b>= 6.630</b> |
| <b>ISI (Dubai, UAE)</b> | <b>= 1.582</b> | <b>PIHIQ (Russia)</b> | <b>= 0.126</b> | <b>PIF (India)</b>  | <b>= 1.940</b> |
| <b>GIF (Australia)</b>  | <b>= 0.564</b> | <b>ESJI (KZ)</b>      | <b>= 9.035</b> | <b>IBI (India)</b>  | <b>= 4.260</b> |
| <b>JIF</b>              | <b>= 1.500</b> | <b>SJIF (Morocco)</b> | <b>= 7.184</b> | <b>OAJI (USA)</b>   | <b>= 0.350</b> |

trust in governing institutions can significantly complicate the progressive social development and explains the emergence of many difficulties and problems. One of the ways to overcome them can be a real combination of civil dialogue with social and political dialogue, which, in turn, is unthinkable without changing the mentality of civil society as a whole. We have to admit that social integration lags far behind the integration of economic and financial. The goal of the EU - building a "Europe of citizens" and a common social space, remains at the level of slogans.[7]

The future and effectiveness of social inclusion within the framework.

The EU is linked to the European Social Model (ESM) and in depend a lot on her ability to justify transformations both structural and meaningful in accordance with the challenges of the time. It can be stated that the ESM is really not something frozen and has been in the process of improvement and reform for more than a decade. A special international expert group on the ESM has been established. The EU's slogan "Unity in Diversity" is reflected in the existence of national versions of this model, which take into account the national characteristics and specificity of a particular country. At the same time, the basic principles on which the ESM is based (social solidarity, support for a competitive economy, the ability to live in an environmentally friendly climate, respect for human rights and democratic freedoms) remain generally recognized and, perhaps, hardly anyone in the European Union can put questioned them.

Social policy is an integral part of any state economical policy. Each state implements it depending on the level of socio-economic development and position in the international arena. The adoption of a social strategy and, of course, its implementation is a higher stage in the development of society, an indicator of its capabilities and influence. Moreover, we are not talking about skillful maneuvering of states in settling acute social problems generated by difficulties in economic and political life, in the name of preserving social stability.[8]

On the agenda is the need to create a long-term strategy for the development of society, which would be able not only to solve emerging problems, but also to foresee and prevent their occurrence. The European Union is far away has gone ahead in the field of social protection of the population, has its own "Social core" that allows you to overcome many difficulties. The European Social Model Serves Others countries and regions as a model and source of useful experience.

Our reasoning about the new directions of European social policy is in many respects consonant with the ideas set out in the relevant sections of the Lisbon Treaty.(the new constitutional treaty of the EU) First, if we generalize them, the main thing is that the social market economy in Europe is designed to

create conditions for sustainable development, implying a balance between the economic, social and environmental spheres of society.

Secondly, we note the growing importance of social dialogue, in which trade unions and non-governmental organizations are involved. Social dialogue is becoming a constitutional element of the European Union, and social tripartite summits are mandatory.

Third, the Charter of Fundamental Human Rights is included in the text

Agreement as an integral part of it. Thus, European law takes precedence over national law. In practical life, when resolving social conflicts, contradictions, we must now proceed from the primacy of European law.

Fourthly, in my opinion, the Lisbon Treaty crossed the boundaries of the so-called "open method of coordination" in social policy, which exhausted itself long ago and discovered her new horizons. I mean the need to develop new social indicators, a kind of target indicators that determine the prospects for the development of our society. The Lisbon Treaty gives us clear signals that a new approach to measuring social progress is needed.[9]

When we talk about trilateral summits, social dialogue, indicators, this means that the policy goes to foreground. After all, the decision to introduce new indicators is always preceded by a political agreement. For example, the introduction of such a universal indicator as the gross product (GDP) was based on the corresponding ideas and agreements that emerged after the end of the Second World War. Currently, we need to switch to new development scenarios that will help find a way out of the current difficulties based not so much on quantitative indicators of well-being, as on its qualitative parameters.

If we are talking about a socially oriented market economy, it is necessary today to focus our efforts on promoting the ideas of the quality of development, in which the state and the public sector of the economy will find a new balance with the private sector. The main point, in my opinion, is to shift the emphasis from private consumption to public consumption with the help of an updated taxation system.

Speaking about modern social policy, of course, it is impossible not to mention one more important factor - globalization. It is still not completely clear: is globalization order or chaos? If we believe that order, then it presupposes the existence of rules and actors. Perhaps globalization is chaos and lack of order, a kind of collision of interests of real players?

In parallel with EU activities aimed at promoting social inclusion and achieving the EU average European social model, another important process influencing the social sphere. It is aimed at increasing social and environmental responsibility in business and introducing it into corporate governance practice.[9]

## Impact Factor:

ISRA (India) = 6.317  
ISI (Dubai, UAE) = 1.582  
GIF (Australia) = 0.564  
JIF = 1.500

SIS (USA) = 0.912  
ПИИИ (Russia) = 0.126  
ESJI (KZ) = 9.035  
SJIF (Morocco) = 7.184

ICV (Poland) = 6.630  
PIF (India) = 1.940  
IBI (India) = 4.260  
OAJI (USA) = 0.350

In the current situation, some circumstances are reinforce the relevance of this approach to the strategic planning of the activities of large corporations. First, the last financial and economic crisis is not over yet, as its root causes have not been eliminated, which forces companies to revise and reassess development strategies and models. Secondly, there is a growing recognition of the urgency of the environmental problem, which is of a global nature, which far from all corporations take into account in their activities. Thirdly, the world economy, most of whose product is concentrated in industrialized countries, is in the stage of transition from the 5th to the 6th technical and economic structure. Technological shifts are always accompanied by major changes in the sectoral

structure of production and the social composition of society, changes in institutions, models and development strategies. The final contours of the new model have not yet been determined, but it is already clear that it should be distinguished by a greater degree of social and environmental responsibility. It is characteristic that a new concept has appeared - "capitalism based on public trust".[10]

Unlike technical and economic innovations that take place in a decentralized and autonomous manner, social innovations must be organized, because they are the result of political processes and the result of public discussions. Speculative capitalism as an idea and practice is rejected not only by the public, but also by the welfare state, but the practical mechanisms of its limitation have not yet been developed.

## References:

1. (2003). *Evropejskij Souz: Spravochnik-putevoditel' / Institut Evropy RAN / Pod. red. O.V. Butorinoj, 2-e dop. i pererab. izd. Moscow: ID «Delo». 141. «Izvestija», 2000-2006.142. Kommersant.2000-2006.*
2. Bruszt, L., & Langbein, J. (2017). Varieties of Dis-Embedded Liberalism: EU Integration Strategies in the Eastern Peripheries of Europe. *Journal of European Public Policy*, Vol. 24, No. 2, pp. 297–315.
3. (2014). *Russia – EU: peculiarities of economic relations in present conditions. Part II.* Ed. by A.I.Bazhan and others. Reports of the IE RAS, (p.312). Moscow.
4. (2015). *Germany. 2014. Part I. Economy.* Ed. by V.B.Belov. Reports of the IE RAS, Moscow.
5. (2015). *Germany. 2014. Part II. Policy.* Ed. by V.B.Belov. Reports of the IE RAS, Moscow.
6. (2015). *The role of small parties in party-political system of Germany.* Ed. by V.B.Belov, E.P.Timoshenkova. Reports of the IE RAS, Moscow.
7. (2015). *Migration in Europe: problems and remedies.* Ed. by N.B.Kondratyeva, O.Yu.Potemkina. Reports of the IE RAS, Moscow.
8. (2015). *Italy: from the Second Republic to the Third?* Ed. by E.A.Maslova. Reports of the IE RAS, Moscow.
9. (2015). *Euro integration of Ukraine: prospects, consequences and Russia's policy.* Ed. by A.I. Bazhan. Reports of the IE RAS, Moscow.
10. (2005). *Economic Survey of Europe.* United Nations, New-York and Geneva.



## Impact Factor:

ISRA (India) = 6.317  
ISI (Dubai, UAE) = 1.582  
GIF (Australia) = 0.564  
JIF = 1.500

SIS (USA) = 0.912  
ПИИИ (Russia) = 0.126  
ESJI (KZ) = 9.035  
SJIF (Morocco) = 7.184

ICV (Poland) = 6.630  
PIF (India) = 1.940  
IBI (India) = 4.260  
OAJI (USA) = 0.350

SOI: [1.1/TAS](https://doi.org/10.15863/TAS) DOI: [10.15863/TAS](https://doi.org/10.15863/TAS)

## International Scientific Journal Theoretical & Applied Science

p-ISSN: 2308-4944 (print) e-ISSN: 2409-0085 (online)

Year: 2021 Issue: 04 Volume: 96

Published: 01.04.2021 <http://T-Science.org>

QR – Issue



QR – Article



**Baxtiyar Aitmuratov**

Uzbek state Institute of arts and culture  
The art of acting (The art of puppet theatre acting)  
speciality 1st year master's degree.  
Supervisor: docent, A. Abduhalilov  
Тел: +99899 454-81-91  
Tashkent, Uzbekistan  
[baxtiyar.aytmuratov.91@mail.ru](mailto:baxtiyar.aytmuratov.91@mail.ru)

## NIGHT AND TODAY OF THE KARAKALPAK STATE PUPPET THEATRE

**Abstract:** This article discusses the special contribution and importance of the karakalpak state puppet theatre in the upbringing of young children, the role and services of the theatre in the organization and development.

**Key words:** theatre, repertoire, performance, dramaturgy, playwright, director, culture.

**Language:** English

**Citation:** Aitmuratov, B. (2021). Night and today of the karakalpak state puppet theatre. *ISJ Theoretical & Applied Science*, 04 (96), 12-15.

**Soi:** <http://s-o-i.org/1.1/TAS-04-96-3> **Doi:**  <https://dx.doi.org/10.15863/TAS.2021.04.96.3>

**Scopus ASCC:** 3300.

### Introduction

Theatrical art is one of the brightest, most impressive manifestations of spirituality. After all, it has a direct impact on the audience. A sincere connection and communication between the stage and the audience is formed, which enriches both the creators of the stage and the audience, adjusts the spirit and lifts the spirits<sup>1</sup>. Indeed, the theatre is the identity of a particular nation, it is a unique art that expresses its dreams, aspirations, history, future, traditions, values through artistic images.

We all know that the attitude to the national spirituality, which reflects the spirit, worldview and way of life of the nation and people, its development on the basis of modern requirements, the change of people's worldview and thinking requires deep and thorough thinking.

In the process of continuous education, a person acquires secular, scientific knowledge, thoroughly masters the basics of science, gets acquainted with the spheres of production, as well as cultivates spiritual and moral qualities through social influences.

All the best opportunities of the rising generation, which will be manifested in it, the professional skills will be constantly improved, the wise experience of the older generations will be realized and passed on to the younger generation. Young people begin to understand education and spirituality from their talents and thirst for knowledge. First of all, it reflects the fate of the nation, human life, sorrow and joy of the country. When we talk about the spiritual maturity of man, the role of theatrical art in achieving this goal is special. Because the theatre serves to educate people to be mature, perfect people in all respects. In fact, theatre is a hotbed of education that teaches people to distinguish between good and evil, black and white, by showing their negative traits, shortcomings and mistakes.

Theatre is one of the most powerful and influential forms of art, serving the rise of our spirituality. In the words of the first President I.A. Karimov, "It is a fact that the performing arts are not only a source of pleasure, but also a powerful means of education."<sup>1,2</sup> "In covering the themes of

<sup>1</sup> Қодиров М.Х. мухаррирлиги остида. "Истиклол ва миллий театр", Т.: "Янги аср авлоди" 2002. 22-бет

<sup>2</sup> Тўплам. Истиклол ва Миллий театр. -Т: Янги аср авлоди, 2002. Б-15

## Impact Factor:

ISRA (India) = 6.317  
ISI (Dubai, UAE) = 1.582  
GIF (Australia) = 0.564  
JIF = 1.500

SIS (USA) = 0.912  
PIIHQ (Russia) = 0.126  
ESJI (KZ) = 9.035  
SJIF (Morocco) = 7.184

ICV (Poland) = 6.630  
PIF (India) = 1.940  
IBI (India) = 4.260  
OAJI (USA) = 0.350

patriotism, national pride, humanity, kindness, and morality, the theatre differs from other types of art by its impact and charm.

Theatre has a special role to play, especially in the upbringing of young children. Deeply aware of this noble truth, on the eve of our state's independence, in 1990, the karakalpak state puppet theatre was established. It has been on the theatre stage by the theatre's creative team for years.

Prepared more than 100 performances and puppet show programs have been providing cultural services to our children, who are the youngest spectators of our republic. As soon as the theatre opened, it sets own creative goals, and began to strive for these goals. In particular, he regularly took an active part in the biennial festival of puppet theatres. Due to the lack of experienced directors in the field of puppet theater at that time, the famous director of the puppet theatre Bekpolat Parmanov from the Republic of Kazakhstan was invited to share his experience, and he staged a play by D. Khusainov "What you need".

The idea of the play, the puppets and the music were created as a good ensemble. The second play staged by B. Parmanov at the theatre was V. Orlov's "Golden Chicken", which was one of the classic works and won the applause of the audience.

Actors Murat Begimov and Aybek Esimbetov studied at the puppet theatre directing department of the Uzbek state Institute of arts and culture, and in 1997 began directing at the theatre. In the same year, M. Begimov staged a poem by

O. Abdrakhmanov "Guldirsin". Artist Davron Radjapov and composer Kurbanbay Zaretdinov contributed to the successful performance of the play, while the actors of the Young Spectator Theatre M. Zamatdinov, A. Kudaynazarov and J. Abdimov were able to attract the first puppet audience to the theater due to the live performance of each character in the play. MG Polivanova's play "Happy children of the bear" was successfully staged for young children. At the same time, A. Esimbetov staged the poems "The Enchanted City", "Magic Whip". Despite the young age of the theatre, for the first time since its inception in 1991 in the festival of puppet theatres of the Republic of Uzbekistan in Samarkand participated in the creative team of the theatre K. Karimov's play "Skinny Sniper". managed to get.

In 1993 he performed at the Andijan festival "Kerak bulgan kerek", in 1995 at the Tashkent festival "Bedana and the fox", in 2000 at the VI Republican Festival of puppet theatres in Samarkand M. Begimov's "Shum donkey", in 2001 in Tashkent at the Karakalpak Culture Days the end of theft is humiliation", "Bedana and the Fox" by M. Begimov at the festival of puppet theatres in Tashkent in 2003, 2005 P. Aitmuratov's "Legend of my father" at the VII Republican program-festival of puppet theatres in Bukhara region on December 19-24, "Friendship in the desert" by P. Aitmuratov at the VIII

program-festival of republican puppet theatres in Andijan on December 8-15, 2009 participated in festivals with his performances, achieved worthy achievements and brought karakalpak culture to life through puppet images.

It is no exaggeration to say that after the appointment of Murat Begimov as the director general of the theatre in 2015, the period of creation of great works on the stage of the karakalpak puppet theatre began. His performances "Botir rabbit", "Mehnat tubi rohat", "Qiriq qiz", "Aldarkosa" and others became a bouquet of puppet theatre plays. It should be noted that in 2015, taking into account the work and achievements of the karakalpak state puppet theatre, the old building of the Turkistan cinema was reconstructed in 2015 and turned into a beautiful building of the karakalpak puppet theatre. The programs and concerts prepared by the creative team of the karakalpak state puppet theatre for children are also prepared in accordance with certain principles of thought and upbringing, children's spectacle. For example, in 2016, the theatre team performed the play "Hello, New Year."

Santa Claus and Snow Maiden, rich in adventures involving various animals, New Year's events made a great impression on the children. The performance of clowns, charming dances and cheerful melodies made the New Year party even more enjoyable. The author and stage director of the play M. Begimov, the puppets were "animated" by actors Sh. Allambergenov, G. Isaeva, P. Kulimov, U. Uzokbaeva and others. 2016 has been a productive year for the theatre community, which has been bringing joy to children for a quarter of a century. Because this year the theatre got its new building. Many talented young people joined the team. The new plays were presented to a small audience.

In 2017, the premiere of the play "Omirbek in the Chimbay market" by the famous playwright, artist of the Republic of Karakalpakstan P. Aitmuratov took place.

The performance was warmly received by the audience. The successful performance of the play was made by the stage director K. Kalilaev, D. Abdimov, who chose the appropriate music, the artists T. Shardametov and M. Baygeldiev, who worked on the scenery, and the actors and actresses who performed their roles. In 2016, M. Begimov participated in the X Festival of Puppet Theatres of the Republic of Uzbekistan (author P. Aitmuratov) with the play "Shariyar".

In 2017, Mahmut Aytyniyazov was appointed director of the karakalpak state puppet theatre, and under the new director, the theatre creators filled the repertoire of the theatre stage with interesting and unique performances.

M. Aytyniyazov created many opportunities for the creative team, and as a result of these efforts in 2018 he participated in the XI Festival of Puppet

## Impact Factor:

ISRA (India) = 6.317  
ISI (Dubai, UAE) = 1.582  
GIF (Australia) = 0.564  
JIF = 1.500

SIS (USA) = 0.912  
PIHII (Russia) = 0.126  
ESJI (KZ) = 9.035  
SJIF (Morocco) = 7.184

ICV (Poland) = 6.630  
PIF (India) = 1.940  
IBI (India) = 4.260  
OAJI (USA) = 0.350

Theaters of the Republic of Uzbekistan with the play "Kirik Kyz" based on the karakalpak folk epic, and for the first time was awarded third place was rewarded with a valuable gift.

This play, based on the karakalpak folk epic, tells the story of one of the greatest epics of our people, the epic "Forty Girls", which teaches young people to love the motherland, parents, friends, to protect them from enemies. In addition, the play "Red Riding Hood" by Sh.Perro (staged by M.Begimov) from world classics will be staged in Russian for the first time by a young director of the theater Gozzal Dalieva.

Through the performance "Red Riding Hood" teaches children to respect adults, trust and love for the animal world, to distinguish between black and white. With this performance, the creative team of the theater participated in the

V Republican Festival of Young Directors "Debut-2018", which was held from 15 to 20 November 2018 in Tashkent and was awarded a diploma. In accordance with the decision of the President of the Republic of Uzbekistan Sh. M. Mirziyoev "On the concept of further development of national culture in the Republic of Uzbekistan" from 21 to 27 March 2019 in all theaters of the Republic was held "Theatre Week".

During this week, the karakalpak state puppet theatre screened a video about the history of the theatre, exhibitions of puppets and stage decorations, as well as free performances for the audience for a week. Every spectator who came to show during the week was happy to thank the creative team. In accordance with paragraph 13 of the action plan for further improving the activities of state theatres in 2018-2022, the scientific-thematic "Our Theatre" a practical conference is scheduled. On this basis, on March 25, the theatre hosted a scientific-practical conference on "Our Theatre." The conference was attended by theatre devotees, professors, playwrights and theatre goers.

A total of 11 state theatres participated in the V Republican Festival of Theaters of Uzbekistan "We sing you, contemporary", which took place on June 10-16, 2019 in Nukus, Republic of Karakalpakstan.

The closing ceremony of the festival took place on June 15 at the Berdakh Academic Musical Theatre of the Republic of Karakalpakstan. The award ceremony was attended by First Deputy Minister of Culture of the Republic of Uzbekistan Ozodbek Nazarbekov, who presented valuable gifts to the winners.

The director of the theatre Aytmiyazov Mahmutbay Bayniyazovich was awarded a letter of thanks for his contribution to the organization of the festival at a high level. At the end of the "theatre performance week" in Tashkent in the competition held within this week, the theatre "Best Stage

Costumes" I<sup>st</sup> place was awarded with a diploma. This was the impetus for the theatrical community to further create and further enhance the karakalpak theatrical culture.

At the XII Republican festival of puppet theatres, which was held online on September 5-8, 2020, the creative team of the theatre won the 2<sup>nd</sup> place with the play "Sahro Bembiyi" staged by K.Kalilaev, authored by A. Begimova. The performance "Sahro Bembiyi" was appreciated by the festival participants and spectators, the main thing was that the performance had a good theme and the lighting used in the scenes raised the quality of the performance.

On October 7, 2020, M. Begimov presented the play "Korkit ota" staged by K. Kalilaev, as well as the opening ceremony of the 30<sup>th</sup> season of the theatre.

The performance and the opening ceremony of the 30<sup>th</sup> season of the theatre were attended by members of the artistic council of the theatre and members of the media, who expressed their suggestions and opinions about the play. Visiting members of the arts council and members of the media commented on the performance, noting that the play was staged in a very interesting way based on historical events and had a weighty theme.

The specific features of the plays written for the puppet theatre are the main condition for the inclusion of this or that play in the repertoire of the puppet theatre. In addition to poems written specifically for puppet theatre, it is sometimes possible to adapt poems written for dramatic or musical theatres. In theatre management, there is sometimes a need to instill a story or fairy tale, and even theatre creators themselves can write plays on topics relevant to the theatre.

Because the play, which yesterday seemed suspicious of the nature of the "puppet", today can be found in the puppet theatre. Or, conversely, the play that was interpreted as a "puppet play" yesterday may not be "obsolete" today.

But even so, the main criterion in a puppet theatre play is that the main criterion is based on the spectacular behavior of the characters, which is the most important specific feature of the puppet play. Poems that illuminate the event with dialogues are hard to succeed on the puppet theatre stage. In particular, gloved puppets can have a slightly increased verbal activity due to their fun and wide range of behavioral abilities, but the possibilities of a wired puppet are not unlimited either. Of course, in both cases, the mold can not be fixed. With compact dialogues, small scenes can be skillfully performed. The role of theatrical art in fulfilling such tasks as giving people aesthetic pleasure, enriching their spirituality, spending their free time effectively is enormous. As the first president of our country said, "today we are witnessing the realization of some points in the history of our theatrical art in the current

|                       |                                 |                               |                             |
|-----------------------|---------------------------------|-------------------------------|-----------------------------|
| <b>Impact Factor:</b> | <b>ISRA (India) = 6.317</b>     | <b>SIS (USA) = 0.912</b>      | <b>ICV (Poland) = 6.630</b> |
|                       | <b>ISI (Dubai, UAE) = 1.582</b> | <b>ПИИИ (Russia) = 0.126</b>  | <b>PIF (India) = 1.940</b>  |
|                       | <b>GIF (Australia) = 0.564</b>  | <b>ESJI (KZ) = 9.035</b>      | <b>IBI (India) = 4.260</b>  |
|                       | <b>JIF = 1.500</b>              | <b>SJIF (Morocco) = 7.184</b> | <b>OAJI (USA) = 0.350</b>   |

context, which opens the unique and previously unknown pages of our past on the path to self-realization."

Therefore, educators, directors, producers, artists, in a word, we are all responsible for the

development of theatrical art, its widespread promotion and improvement among the public. Karakalpak state puppet theatre is one of the youngest theatres in the country, which still serves the smallest audience.

## References:

1. Mirzijoiev, Sh. (2017). "Adabijot va san#atimiz rivozhlantirish halkimiz ma#navij olamini uksaltirishning mustahkam pojdevoridir", -2017 jil., 3-avgust.
2. (2002). *Typlam. Istiklol va Millij teatr.* (p.15). Tashkent: Jangi asr avlodi.
3. Karimov, I.A. (2008). "Jyksak ma#navijat - engilmas kuch". Tashkent: Ma#navijat nashirjoti.
4. (2001). *I.A.Karimovning Akademik drama teatrining jangi binosining ochilish maroismida syzlagan nutki*, 2001 jil, 30 avgut.
5. Bajandiev, T. (2011). "Korokalpok teatr tarihi". Tashkent: YzDSI.
6. Ashurova, M. (2007). "Kyzirchok teatr san#atining aktjorlik maktabi". Tashkent.
7. Ashurova, M. (2018). "Mexrdan jaralgan olam". Tashkent.
8. Maxmudov, J., & Maxmudova, X. (2008). *Rejissura asoslari*. Tashkent.
9. Qodirov, M. (1979). «An'anaviy o'zbek go'g'irchoq teatri». Tashkent.
10. (n.d.). Retrieved from [www.kukla-teatr.uz](http://www.kukla-teatr.uz)

## Impact Factor:

ISRA (India) = 6.317  
ISI (Dubai, UAE) = 1.582  
GIF (Australia) = 0.564  
JIF = 1.500

SIS (USA) = 0.912  
PIIHQ (Russia) = 0.126  
ESJI (KZ) = 9.035  
SJIF (Morocco) = 7.184

ICV (Poland) = 6.630  
PIF (India) = 1.940  
IBI (India) = 4.260  
OAJI (USA) = 0.350

SOI: [1.1/TAS](#) DOI: [10.15863/TAS](#)

### International Scientific Journal Theoretical & Applied Science

p-ISSN: 2308-4944 (print) e-ISSN: 2409-0085 (online)

Year: 2021 Issue: 04 Volume: 96

Published: 02.04.2021 <http://T-Science.org>

QR – Issue



QR – Article



Dilnoza Nusratillaeva Nusratilloeva  
Navoi State Pedagogical Institute  
researcher  
[nusratilloeva@mail.ru](mailto:nusratilloeva@mail.ru)

## KHURSHID DAVRON'S SOCIAL LYRICS AND ITS CHARACTERISTICS

**Abstract:** The longevity of Khurshid Davron's poetry, as well as the purposes what it serves for and enlightens the hearts of readers are reflected in his sociality. In Khurshid Davron's poetry, all objects and events become symbolic expressions and convert a battlefield for the freedom of the Motherland. Only if the human roots nourished by its past, it will pave the way for the present and future.

**Key words:** Social lyrics, image, symbolic image, historicity, sociality, humanity.

**Language:** English

**Citation:** Nusratilloeva, D. N. (2021). Khurshid Davron's social lyrics and its characteristics. *ISJ Theoretical & Applied Science*, 04 (96), 16-20.

**Soi:** <http://s-o-i.org/1.1/TAS-04-96-4> **Doi:**  <https://dx.doi.org/10.15863/TAS.2021.04.96.4>

**Scopus ASCC:** 1208.

### Introduction

In any age, the social system, no matter how just or unjust, may not be able to stabilize the thinking of the advanced intelligentsia with its political views and ideological threats. Our ancestors, who by nature needed beautiful metaphors, wisdom, and folk wisdom, verbally uttered rhyming words and proverbs, expressing their dissatisfaction with officials, administrators, and the system.

"Poetry is the social conscience of the poet" (A. Mukhtor) means that social phenomena, injustice, violence, indifference, betrayal, hypocrisy, etc., naturally disturb the feelings of the poet, upset him as a person. The poet cannot look at the events of the period as a spectator. "After all, poetry is humanism; poetry is a cuddling of a crying baby" (Kh. Davron). It is anthropology to resist the negative attitudes that hinder the freedom, free life, healthy lifestyle of every human being.

Khurshid Davron is a nationalist poet who stood for the freedom of his peoples, sang the sorrows and dreams of the nation, and managed to continue the path of his predecessors with his provocative social lyrics.

Khurshid Davron used his talent for such noble purposes as reviving the courage of the forgotten national heroes, thereby feeding the broken-hearted

people with their great roots. According to his words: "A nation ignorant of its history is an oppressed people, a nation whose history is written with lies is a doomed people." The poetic call given below also allows us to consider the poet as a successor of the work started by the devotees of the country, such as Behbudi, Cho'lpon, Fitrat, the lovers of the independence.

Shu sababmi, uyalaman men  
Paxta kabi oppoq qog'ozda  
Aytolmasam xalqim dardini  
Qilolmasam uni ovoza

Shu sababmi, uyalaman men  
Paxta kabi oppoq varaqni  
Bo'yamasam xalqim qoniga,  
Chorlamasam kurashga xalqni.

Is that why I'm not ashamed  
On white paper like cotton  
I can't tell you the pain of my people  
If I can't make it sound.

Is that why I'm not ashamed  
A sheet as white as cotton  
If I don't paint, with the blood of my people,  
If I don't call people to fight.

## Impact Factor:

ISRA (India) = 6.317  
ISI (Dubai, UAE) = 1.582  
GIF (Australia) = 0.564  
JIF = 1.500

SIS (USA) = 0.912  
PIHII (Russia) = 0.126  
ESJI (KZ) = 9.035  
SJIF (Morocco) = 7.184

ICV (Poland) = 6.630  
PIF (India) = 1.940  
IBI (India) = 4.260  
OAJI (USA) = 0.350

In “The Glossary of Literary Terms”, the term image in the broadest sense encompasses what is described in the play, the event, the people involved, and the means of artistic expression. In Khurshid Davron’s poetry, all things and objects, events become symbolic expression and become a battlefield for the freedom of the Motherland; only if the human being’s roots nourished by its past, it can prepare the basement for the present and the future. That’s why any work on the theme of freedom and liberty depicted by the poet is inseparable from the history.

The poem was written in 1983 by poet “Men ko’ksingga boshimni quydim” / “I put my head on your chest” is a poem about the Motherland. The poet proudly mentions that the Motherland has a glory past, that steeped way is the path of the ancestors where the “Bitiktosh” is still existed. The “way” is a symbolic image here, a sign of a return to customs and traditions.

Men ko’ksingga boshimni quydim  
Sen chekkan g’am, hasratda kuydim.  
Suydim seni oqdaryongni ham,  
Hamda Qoradaryongni suydim,  
Ey, qalbimning onasi Vatan!

I put my head on your chest  
I was burnt by grief you suffered from.  
I love your “oqdaryo” (the White river)  
I loved your qoradaryo (the Black river) too.  
O Motherland, the mother of my heart!

The lyrical hero puts his head on the chest of the Motherland and first of all listens to its sorrow and grief. He considers the White River, which springs from his tears of joy, and the Black River, which flows from his sorrows, to be his past.

In both cases, there is a sense of belonging to one’s homeland. The poet thinks the future and the fame of his homeland will be formed through appreciating the past.

“Going back to your past, I will return to express your future”. As a way to give the reader an aesthetic pleasure, the names of the historical events, personalities, times and places come to his aid. This is the path of pleasure that must be brought into the hearts of the dissatisfied, half-hearted, discriminated people as a nation.

The longevity of Khurshid Davron’s poetry, as well as the purposes of its serves and enlightens the hearts of readers are reflected in his sociality. Unless your poetry shakes the hearts of your people, encourages them to see their freedom, to spread their hatred for their enemies, it is not a poem, and in the eyes of the poet it does not acquire such a written art.

Qafasdagi g’amgin qushni  
Ozod etmoq-she’r bitmoq.  
Bolalikda ko’rgan tushni

Eslamoq ham she’r bitmoq.

The release a sad bird from the cage,  
It is to create a poem.  
Remembering a dream from childhood  
It is also to create a poem.

G’azabingni yashirolmay  
Misli sirtlon, misli sher,  
Tishlaringni yovga sanchsang,  
Bu eng qutlug’, ulug’she’r.

When u r unable to hide your anger  
Like a hyena, like a lion,  
When you gnash your teeth, -  
This is the most memorable, a great poem.

In her monograph, Jumagul Suvonova quotes Usmon Azim:

“In the conditions of that time Cho’lpon undertook such a great and challenging mission as to awaken the people and the freedom of his nation as the issue of his life and death. That’s why he wrote more journalistic poems.” The same idea can be said about Khurshid Davron. Khurshid Davron’s poetic duty to his peoples is not much different from the goals and ideas put forward by the Jadids in the 1920s and 1930s. For example, the poet said, “A poet is a herald of the truth. He must always feel deeply responsible for the growth of his courage, and he must be steadfast and faithful in this endeavor. In order to bring up the real struggling citizens of the homeland, we need only the word of faith, the fighting poems created in honor of courage.” The poet lives feeling all this deep in his heart.

In his poem “Uyg’on qishning xira tongida”. (“Wake up, on a dim winter morning”) the poet raises an important social issue. The feeling of fear in a person is one of the negative habits that destroys a person’s psyche, prevents him from becoming a whole person, starts to fatal things, and leads him to destruction.

Uyg’on, qishning xira tongida  
Va entikib quloq tut –  
Songgi bo’ri uvullar tongda.

Wake up, in a dull winter morning  
And listen carefully –  
The last wolf howls in the morning.

The poem is written in free rhyme. The demand for poetic meaning fits this rhyme. It excites the reader’s heart not with its own tones, but with broken sentences, metaphorical combinations, and eloquent appearances of words and verses, giving aesthetic pleasure to readers’ feelings. Do not be afraid of the howling wolf says the poet, the howling wolf is the last wolf. In fact, it is not the last wolf. It can only be the last if you can show courage and perseverance.

## Impact Factor:

ISRA (India) = 6.317  
ISI (Dubai, UAE) = 1.582  
GIF (Australia) = 0.564  
JIF = 1.500

SIS (USA) = 0.912  
ПИИЦ (Russia) = 0.126  
ESJI (KZ) = 9.035  
SJIF (Morocco) = 7.184

ICV (Poland) = 6.630  
PIF (India) = 1.940  
IBI (India) = 4.260  
OAJI (USA) = 0.350

Because the power that destroyed one can destroy the other. The lyrical protagonist encourages himself: "You are not one, behind you is a whole nation, the forces of goodness. If a wolf bites your neck, they will come to you for help". Because you are not the last person. There is no death for heroes.

Otlan. Bu yo'l so'nggi yo'l emas.  
Otlan. Tong ham so'nggi tong emas,  
Otlan. Bolalaringni o'pish shart emas  
Shart emas xotin bilan xayrlashmoq ham....

Qo'rqdingmi?  
Qo'rqdingmi? Qo'rq...  
Endi tingla, qo'rqib quloq tut...  
Uvillaydi yana bir bo'ri...  
Uvullaydi bo'rilar...

Grass. This is not the last way.  
Grass. Morning is not the last morning either,  
Grass. You don't have to kiss your kids.  
You don't have to say goodbye to your wife...

Are you scared?  
Are you scared? Fear ...  
Now listen, listen in fear ...  
Another wolf is howling ...  
Wolves are howling...

For the man who is ready to defend his nation from the wickedness this way is not the last one. Those who go to war against the enemy, who is disturbing their peace, do not have to kiss and say goodbye to their children. Only a person who does not believe in his return and has no courage can do so. For the sake of the homeland, for the sake of realizing the dreams of his children, he throws himself into the fire, saying that he will return. "In poetry the semiotic center is usually falls into explosive last verse or stanza of the completions,"-

A. Rasulov writes. Indeed, in this poem the social problem is solved at the end. The spirit of the enemy rises. You listen to the wolves in fear and excitement, don't you hear the howl of the wolf, the howls of the wolves!? The metaphorical thinking of the poet concludes with the idea that the homeland will be defended by those who are brave, courageous, fearless, who have sacrificed their lives for true justice.

While the historian thinks about the events that took place, the poet thinks about the events that is going to take a place. The poet can see the future of his nation because he is one step ahead. Poet cares for the future, happiness of the country. That is why a sage would not have written: "If the country is ruined, do not be upset with the king, in the eyes of the people the truth it is the sin of the dervishes, the scholars."

Болангизни белаб қўйинг туш пайти,  
Толлар беланчакни учирсин қўкка.

Аммо сиз бошида аллалар айтинг,  
Ватан туйғусини солинг юракка...

Тобут узра йиғлаб аллалар айтинг,  
Айтинг инқилобий курашлар аро.  
Токи қалбимизда жўш урсин туйғу  
Фарзандлар қалбида берсин акс-садо

Pick up your baby in cradle at noon,  
Let the strings swing to the sky.  
But you sing lullaby for him  
Putting a sense of homeland in his heart

Sing a lullaby crying over the coffin,  
Say between revolutionary struggles.  
So that the feelings in our hearts  
Let resonate into the children's hearts.

Although the poem tells the story of the plight of our women who worked hard in the cotton fields, there are no lies in the poem and it has become a social expression calling for the honor of its peoples, homeland. Swinging child is revered by Mother Nature, the wind shakes it. Nature does not leave its particle without an owner. For his last departure sing a lullaby for him on his coffin, honor his feat in defense of the Homeland so that the feeling of pride in your heart will shake the hearts of the children.

Literary critic Ulugbek Hamdam, speaking about the poetry of the XX century, draws attention to the following views: "Uzbek poetry, which has become radically socialized in the 20th century, is divided into two in terms of the level of art: the first is that the problems of the period are artistically reflected, the pain of people has become the pain of the poet, that is, the pain of society has become the pain of the individual, personalized poetry. The poetry of such poets as Cho'lpon, G. Gulom, Askad Mukhtor, Abdulla Aripov, Erkin Vahidov, Omon Matjon, Halima Khudoiberdieva, Shavkat Rahmon, Usmon Azim, Khurshid Davron is an example of this". The poems of the same kind, that is, the poem "The Word of Afrosiyob", which has become a social pain, belongs to the type of executive lyric poetry. In this case, the lyrical experience is expressed by another person.

Saratonda kelsang, changimni yutasan,  
Changlarga aylangan odamlar xokini –  
Yuragin, qo'llarin, ko'zlarin yutasan.

If you come in summer, you will swallow my dust,  
You swallow hearts, hands, eyes,  
Of the people, who turned to dust.

Although the poem is written in the form of a Western poem, in the form of a tersest, but Eastern philosophy dominated in it. That is, the soil of human

## Impact Factor:

ISRA (India) = 6.317  
ISI (Dubai, UAE) = 1.582  
GIF (Australia) = 0.564  
JIF = 1.500

SIS (USA) = 0.912  
ПИИИ (Russia) = 0.126  
ESJI (KZ) = 9.035  
SJIF (Morocco) = 7.184

ICV (Poland) = 6.630  
PIF (India) = 1.940  
IBI (India) = 4.260  
OAJI (USA) = 0.350

being, who has been sanctified by divinity, turned into sacredness. The soil/earth we step on can turn to the dust and make us feel someone's eyes and face in our breath. This Eastern philosophy can be found in the Omar Khayyam's quatrains. The second paragraph describes the state of catharsis. Autumn is such a season that the falling rain in this season formed by people's harmony, pain and sorrow. They will purify you. It teaches you to repent of your sins. Under that rain you feel the joy of being free from sins. You turn to perfection. If you come in winter, you suffer from the wrath of people whose hatred, revenge, and honor have become a thing of the past. Through suffering you inspect your whole life, you are spiritually cleansed. If you come in Spring, the life of my great ancestors, who have become a symbol of eternity and courage, will turn into grass and applaud you. The poem is concluded with the followings: I accept you in spite of your weakness, greatness, good and evil, because I am embodied in you.

Kel bo'tam, ag'ana, ko'ksimda silkingan –  
Maysazor ustiga, axir, sen mening  
Saratonim kuzim, qishim, bahorimsan.  
Come on baby, and over turn , shaking in my chest-  
On the lawn, after all, you are mine  
My summer, my fall, my winter, my spring

“As the style of the century and epoch changes, so the poet's principle of feeling the environment and reflecting it in his heart changes. Five hundred years ago, such themes as lovers, separation, beloved, flower, nightingale, inconstant, perfect man, were sung from the heart, in the twentieth century, the themes of independence, freedom, enlightenment, peace, justice, truth, and novelty were sung. "Because of the political and historical changes of the last century, social issues have become more intimate." When the literary critic expressed the above ideas in the example of the work of Khurshid Davron, in our opinion, he would have come closer to the truth.

In the poet's poem "Barchin momo tegrasida bolalar g'ujg'on" ("Children are thriving around Barchin momo") the social idea seems to be understood from the title. Every time Barchin momo tells fairy tales and epics to the children gathered around her. Special attention is paid to the characters who have become the epitome of folk heroes in the epics. In his tales, Alpomish restores height. Boychibor's hoof sounds are heard. The past and the history of the nation creates feelings of pride in the minds of children. History is rising. The people are waking up, realizing themselves. But the hands and feet of that waking generation, which is preparing to wear the belt of courage, are paralyzed. It is impossible to break the chains of communist ideology that are soaked in their blood. The end of living as if it is impossible is also a tragedy. Here it is worth

quoting an opinion of Abdulla Aripov: "Poetry cannot be written without need. This means that the history is not addressed on its own. The reason why the poet relies on the history, should be revealed in any line of the poem. "In fact, the poet's artistic idea is revealed in a single line. "But the hands and feet of that waking generation are paralyzed". As long as the concept of nation and homeland does not live in the minds of generations, they will give birth to paralyzed children.

Barchin momo quchog'i aro  
Ko'zlari katta-katta  
Lablari qalin  
Bir bola o'tirar va yaqqol ko'rar:  
Qor bosgan adirdan o'tgan yo'l uzra  
Bo'ron bo'lib uchib borar Boychibor...  
Yugurib hovliga chiqmoqchi bo'lar,  
Qo'llarini silkitmoqchi bo'lar,  
Suyunchilar olmoqchi bo'lar  
Ko'zlari katta-katta  
Lablari qalin,  
Qo'l-oyog'i shol bola...  
In Barchin granny's hug  
A boy with big eyes  
And thick lips  
A boy sits down and sees clearly:  
On a snowy hill  
Boychibor is flying like a storm ...  
He wants to run out into the yard,  
He wants to shake his hand,  
He wants to get a present  
A boy with big eyes  
And thick lips  
A paralyzed boy...

"The roots of the most colorful metaphors in the works of the peoples in the East can be traced back to the order of their state system. The dictatorship of the peoples, once dominated by high science and culture, who had not yet extinguished their creative potential, was subjected to mutiny; as a result, the truth was wrapped in the form of symbols. "The authors, of course, began to think through metaphors", -wrote the French intellectual Helvetius. Indeed, Khurshid Davron's poem "Turkistan" is wrapped in such symbols. Created on the basis of the synecdoche method. Although it mentions Turkestan as a region or city in the Republic of Kazakhstan, but it is clear that the flow of thought is about the great Turkestan.

In 1982 to dream about the Great Turkic Empire, to miss it, it was the same incident as hanging his neck.

Bu shaharni ko'rmaganman hech,  
Biroq doim dilimni chorlar.  
Bu chorlovlar ichida notinch –  
Qadim-qadim bitiklar porlar...

Va tongotar chog'ida meni  
Uyg'otadi o'tlar shitirlab,



## Impact Factor:

|                          |                        |                      |
|--------------------------|------------------------|----------------------|
| ISRA (India) = 6.317     | SIS (USA) = 0.912      | ICV (Poland) = 6.630 |
| ISI (Dubai, UAE) = 1.582 | PIHII (Russia) = 0.126 | PIF (India) = 1.940  |
| GIF (Australia) = 0.564  | ESJI (KZ) = 9.035      | IBI (India) = 4.260  |
| JIF = 1.500              | SJIF (Morocco) = 7.184 | OAJI (USA) = 0.350   |

“Devoni lug’otit-turk”ning  
So‘zlarini asta shivirlab.

I've never seen this city,  
But they always break my heart.  
Troubled in these calls –  
Ancient inscriptions shine...

And early in the morning  
The grass wake me up rustling,  
Whispering slowly  
The lyrics of Devoni lug’otit-turk.

The lyrical protagonist believes his dream will come true. “One day I will definitely come. Then the plants on the side of the road (the footprints of my grandparents) also greet me with joy. At dawn, the grass (the spirit of the ancestors) wakes him up. They speak in the “Dictionary of Turkic languages”. He whispers in Turkic. It calls for identity, for the union of the Turkish people. Although the social pathos in Khurshid Davron’s poems is built on very strong tones, it doesn’t give aesthetic pleasure to the reader, and the passion does not acquire artistic perfection. It is a lack of eternal human pain, experience, poetic love that shakes the spiritual world of man, that calms his soul. That is why some of the poet’s poems on historical and political themes give the impression that they have come to the end. After all, the poem turns to be out of use when the thirsty soul satisfies the thirst for social justice and truth and when the journalistic problem is solved.

However, the poet has such eventful poems (most of his poems on historical themes are poems of this series), in which the artistic idea is combined with the theme of the Motherland and acquires a lifelong meaning. For example, the poet’s poem “Jangchi haqida rivoyat” “Legend of the Warrior” is immortal in its essence. The warrior is wounded by bullets in battle. It falls down. It bleeds the grass. Then the mother comes and asks him to be resurrected and to

continue the fight. The warrior cannot stand. Similarly comes his wife, his father. It does not give him strength. Then the child will appear.

- Ota, sag‘ir qolishim emas,  
Qo‘rquv emas – dilni qiynagan.  
Hali yoshman, hali vujudim  
Hatto bir bor sovut kiymagan.

Father, I'm not afraid of being an orphan."  
It's not fear - it's heartbreaking.  
I'm still young, I'm still alive  
I didn't even wear armor once.

Hali qo‘lda qilich dastasin  
Mahkam qisib yelmadim otda.  
Hali bir bor o‘lim nafasini  
Tuymaganman yuzimda, ota.

Still not holding a sword in my hand  
I didn't ride a horse yet.  
Even once I didn't feel yet  
The breathe of death on my face, Dad.

Turgin, ota, qara naq tuman  
Dushman kelar sarhadma sarhad.  
Sen ketishdan oldin xalq, Vatan  
Uchun jangga kirmoqni o‘rgat...  
Get up, father, look  
Thousands of the enemies  
Is coming to the frontier.  
Before you leave  
Teach me to fight for People, for my Motherland.

This poem, based on folk legends, is a poetic conclusion of the philosophy that the homeland cannot be left to anyone but a child. So, from the above analysis and interpretations, it is clear that the poet can hold a high position in Uzbek literature as a fighter for independence.

## References:

1. Davron, X. (1987). *Qaqnus*. (p.201). Tashkent: Yosh gvardiya.
2. Salayev, F., & Qurboniyozov, G. (2010). *Adabiyotshunoslik atamalarining izohli so‘zligi*. (p.170). Tashkent: Yangi asr avlodi.
3. Suvonova, J. (2012). *Usmon Azim she‘riyatida badiiy tafakkur*. (p.6). Navoiy nomidagi O‘zMK nashriyoti.
4. Haqqul, I. (n.d.). *She‘r –yurak tajribasi. Haqiqat ijod bayrog‘i (to‘plam)*. (p.272). Tashkent: G‘.G‘ulom nomidagi Adabiyot va san‘at nashriyoti.
5. Hamdamov, U. (2002). *Badiiy tafakkur tadriji*. (p.42). Tashkent: Yangi asr avlodi.
6. Hamdam, U. (2012). *Yangi o‘zbek she‘riyati*. (p.157). Tashkent: Adib.
7. Oripov, A. (1988). *Ehtiyoj farzandi*. (p.123). Tashkent: Yosh gvardiya.

## Impact Factor:

ISRA (India) = 6.317  
ISI (Dubai, UAE) = 1.582  
GIF (Australia) = 0.564  
JIF = 1.500

SIS (USA) = 0.912  
ПИИЦ (Russia) = 0.126  
ESJI (KZ) = 9.035  
SJIF (Morocco) = 7.184

ICV (Poland) = 6.630  
PIF (India) = 1.940  
IBI (India) = 4.260  
OAJI (USA) = 0.350

SOI: [1.1/TAS](#) DOI: [10.15863/TAS](#)

### International Scientific Journal Theoretical & Applied Science

p-ISSN: 2308-4944 (print) e-ISSN: 2409-0085 (online)

Year: 2021 Issue: 04 Volume: 96

Published: 02.04.2021 <http://T-Science.org>

QR – Issue



QR – Article



Mukhabbat Shukrullaevna Saidova  
Namangan State University  
Docent

## ABOUT WORKING ON THE POLYSEMY OF WORDS IN RUSSIAN LANGUAGE LESSONS

**Abstract:** The article highlights the problem of working on the polysemy of a word in the lessons of the Russian language, some conclusions are drawn from observations of the degree of understanding of polysemantic words by pupils of the 4th grade, and a number of exercises are proposed.

**Key words:** multi-meaning words, polysemy, semantic errors, lexical meaning, skills, abilities, semantic definitions, denotative words, connotative meaning.

**Language:** Russian

**Citation:** Saidova, M. S. (2021). About working on the polysemy of words in Russian language lessons. *ISJ Theoretical & Applied Science*, 04 (96), 21-26.

**Soi:** <http://s-o-i.org/1.1/TAS-04-96-5> **Doi:**  <https://dx.doi.org/10.15863/TAS.2021.04.96.5>

**Scopus ASCC:** 1203.

### О РАБОТЕ НАД МНОГОЗНАЧНОСТЬЮ СЛОВА НА УРОКАХ РУССКОГО ЯЗЫКА

**Аннотация:** В статье освещена проблема работы над многозначностью слова на уроках русского языка, сделаны некоторые выводы из наблюдений над степенью понимания учащимися IV класса многозначности слов и предложен ряд упражнений.

**Ключевые слова:** многозначные слова, многозначность, смысловые ошибки, лексическое значение, навыки, умения, семантические определения, однозначные слова, переносное значение.

#### Введение

Важным направлением в развитии речи учащихся является обогащение их словарного запаса. В этой связи большой интерес представляет работа над многозначностью слова. Обычно в школе работа строится так, что обогащение словаря учащихся ведется за счет количественного накопления новых слов, значения которых должны быть усвоены учащимися. Но сейчас в связи с возросшими требованиями к культуре речи школьников необходимо работать не только над количественным, но и над качественным обогащением их словарного запаса, причем очень важно раскрывать многозначность уже известных детям слов. Освоение учениками знаний, выработка у них умений и навыков напрямую связаны с активизацией у них познавательной деятельности. И. Шамова отмечает, что если, с одной стороны, явление знания определяется

содержанием учебного материала, то с другой стороны, основывается на объективных закономерностях усвоения знаний. Познавательная деятельность, являясь постоянной категорией познания (под этим понимается целеустремленный и продуктивный познавательный акт), проявляется на всех этапах познания, начиная с непосредственного осмысления, конкретного события и заканчивается его теоретическим освоением). [10.С.46]

В процессе обучения ученик находится под воздействием различных психологических факторов - ощущение, осмысление и запоминание. В результате он оказывается способным выполнить задание и связать между собой различные темы. Через осмысление он может глубоко проанализировать, понять суть усваиваемого материала и надолго сохраняет её в памяти. Внешними формами познания

## Impact Factor:

ISRA (India) = 6.317  
ISI (Dubai, UAE) = 1.582  
GIF (Australia) = 0.564  
JIF = 1.500

SIS (USA) = 0.912  
ПИИЦ (Russia) = 0.126  
ESJI (KZ) = 9.035  
SJIF (Morocco) = 7.184

ICV (Poland) = 6.630  
PIF (India) = 1.940  
IBI (India) = 4.260  
OAJI (USA) = 0.350

считаются анализ, синтез, индукция и дедукция. Так, например, Т.С.Красота отметила, что в процессе обучения ученик рассуждает. Эти его умственные операции будучи направленными на познание предмета, в своей совокупности образуют познавательную деятельность.

[4.С.12]

Что же такое активация познания в процессе обучения школьников.? С какими факторами связаны активация познавательной деятельности тоже? Это проблема различных педагогико-психологических трудах не получила однозначного толкования. Э.Г. Мингазов активацию познавательной деятельности характеризует следующим образом: отмечал, что активация познания – толкование действительности, когда ученик с удовольствием имеет новые источники познания, стремится к выполнению задач, требующих умственного напряжения и являясь показателем умственной деятельности, больше проявляется в интересе к познанию, чем к обучающему занятию. [6.С.34]

И.Ф.Харламов же считает, что активизация познания учащихся характеризуется стремлением научиться повышенным вниманием и сильной волей [7.С.31]. Т.И. Шамов подчеркивает, что активизация познание состоит из стремления к освоению знаний и включения в работу способов деятельности обеспечивающих достижение поставленной цели. [ 10.С.46 ]

### Основная часть.

Активность являясь психологической стороной обучения, представляет собой стремления ученика к знаниям, к выполнению им умственных операций, обращение в процессе обучения кроме как материалам в учебниках так и к другим источникам, а также положительное отношению к познанию. Следовательно, активизация, оказываясь особенностью психологии ученика является основным показателем деятельности ученика в процессе обучения.

По утверждению В.А. Добросмылова высшая ступень активизации заключается в осмыслении учеником темы [2.С.40-42]. Л.П.Аристова же связывает активизацию с творчеством. Высшей деятельностью активизации является творческое толкование, творческой осмысление. Ученики творчески подходят к изучаемому материалу: изменяют структуру материала, строят свои варианты, ищут различные пути выполнения задания, творчески конструирует примеры [ 1.С.36 ]

Процесс обучения, являясь результатом продуктивной деятельности учителя, оказывается средством активизация деятельности учащихся. Активизация является обязательным условием формирования мировоззрения ученика и его

умственных способностей, а также творческого осмысления объективной действительности.

Одним из видов активизации является связанный с деятельностью учителя плодотворный поиск путем обучения в процессе урока, а также направление им ученика на поиск различных требующих творческого осмысления операции. Н.С. Рождественский утверждает, что активизация - это поиск продуктивных приёмов для качественного освоения материалов, вызывающих у учеников из нежелания в стремление к выполнению задания [5.С.3].

По мнению А. Гуломова, это понятие широкое, под активностью мы понимаем деятельность учеников в процессе учёбы, труда и выполнении общественных поручений. Учебная активизация, являясь неотъемлемой частью общей активизации, представляет собой деятельность, направленную на усвоение знаний и познание. Следовательно, можно сказать, что активизация познания, являясь продуктом деятельности ребёнка, принимает деятельное участие в усвоении знаний. [8.С.15]

Многочисленные ошибки учащихся, связанные с использованием в речи многозначных слов, свидетельствуют о необходимости серьёзной и систематической работы над многозначностью и — шире — над значением слова вообще. Школьники не знают, а часто и не умеют использовать различные значения полисемантических слов, особенно переносное. Встречаются и так называемые смысловые ошибки. Они многообразны и не сводятся только к употреблению слова в несвойственном ему значении.

При работе над многозначностью слова следует помнить, что для разграничения значений слова решающую роль играет контекст, конкретное словоупотребление. Немалое значение имеют также семантические определения, поэтому при изучении многозначности необходимы и упражнения, направленные на анализ определений различных значений в толковом словаре, и упражнения на самостоятельное нахождение различий между значениями одного слова. Ошибки учащихся часто объясняются незнанием способов толкования лексического значения слова, неумением строить семантические определения и их применять. Между тем выработка умения строить семантические определения — это также один из элементов развития речи учащихся.

Цель настоящей статьи — предложить некоторые выводы из наблюдений над степенью понимания учащимися IV класса многозначности слов и предложить ряд упражнений, которые I могут быть использованы на уроках русского языка.

## Impact Factor:

ISRA (India) = 6.317  
ISI (Dubai, UAE) = 1.582  
GIF (Australia) = 0.564  
JIF = 1.500

SIS (USA) = 0.912  
РИИЦ (Russia) = 0.126  
ESJI (KZ) = 9.035  
SJIF (Morocco) = 7.184

ICV (Poland) = 6.630  
PIF (India) = 1.940  
IBI (India) = 4.260  
OAJI (USA) = 0.350

После изучения темы «Однозначные и многозначные слова» в IV классе спецшколы № 79 Москвы мы провели три проверочные работы, цель которых заключалась в следующем:

выяснить, различают ли учащиеся явления однозначности и многозначности (сразу после изучения темы);

проверить умение видеть разные значения многозначных слов (работа давалась спустя два урока, после выполнения ряда упражнений);

подвести итог изучению темы (работа давалась как часть итогового урока по теме «Лексика»).

Эти работы могут быть использованы на уроках и в других четвертых классах. Они не отнимают много времени и дают учителю возможность проконтролировать знания, навыки учащихся, выяснить глубину усвоения темы.

Работа № 1. Подчеркнуть многозначные слова: *старый, арифметика, бежать, ствол, гитара, лететь*.

2) Подчеркнуть однозначные слова: *идти, газета, рукав*.

3) Ответить на вопросы:

- Какой рукав нельзя ни пришить, ни отпороть?

- Из какого полотна не шьют одежду?

- С каких полей нельзя собрать урожай?

4) Составить словосочетания с глаголом *идти* и доказать, что он многозначный.

Особенно интересны результаты выполнения 4-го задания. Всего было указано 11 значений глагола *идти* (*идут часы, идет человек, идет поезд, машина, пароход, идет урок, идет жизнь, время, идет снег или дождь, идти в атаку, идти к хорошей оценке*). Только одно значение глагола *идти* указали 8 человек, два значения — 3 человека, 3—10 человек, 4 — 8 человек, 5 значений — 4 человека.

В качестве дополнительного задания предлагалось сделать попытку толкования каждого из значений глагола *идти*. Среди попыток наиболее удачной оказалась следующая:

*Идти* - 1. Передвигаться шагом. *Ребята идут в поход*.

- 2. Проходит время. *Время быстро идет*.

- 3. Выпадение осадков. *Идет снег*.

- 4. Движение предмета с помощью механизма. *Идет машина*.

Результаты данной работы говорят о необходимости специальных логических упражнений, вырабатывающих умение определять, формулировать лексическое значение слова. Это особенно важно при работе с многозначными словами.

Работа № 2

Что такое лексика?

Как называются слова, имеющие несколько значений?

Сколько значений имеет слово *трава*? Как называются такие слова?

Составить словосочетания с данными словами в разных значениях: *корень, иголка, язычок, бежать*.

Интересны результаты выполнения последнего задания. В «Словаре русского языка» С. И. Ожегова слово *бежать* имеет 4 значения, *иголка* — 3, *корень* — 5, *язычок* — 4 значения. Из 24 учеников, писавших работу, 22 отметили у слов *корень* и *иголка* по два значения. Многие ученики отметили, что в словосочетаниях *иголка сосны* и *иголка ежика* слово *иголка* выступает в разных значениях (то же самое — в сочетаниях *язычок ребенка* и *язычок животного*), тогда как правильно считать оба случая проявлением одного и того же значения. (У С. И. Ожегова это: «2. Вообще предмет такой формы, заостренный с одного конца, колющий».) У глагола *бежать* и существительного *язычок* четвероклассники тоже указали в основном два значения. Эти результаты также подтверждают необходимость систематической работы над многозначными словами, в том числе над толкованием значений, над умением видеть разницу в значениях слов и т. д.

Работа № 3.

Доказать, что глагол *открывать* многозначный.

Рядом с каждым словосочетанием в скобках дать толкование значения глагола *разбить*:

*разбить палатку* —

*разбить лампу* —

*разбить неприятеля* —

*разбить клумбу* —

*разбить класс на группы* —

Всего у глагола *открывать* названо 7 значений (в словаре С. И. Ожегова их 10): *открывать дверь, глаза; планету, звезду, остров; выставку, иколу, музей, театр; книгу, замок; породу животных; сердце, душу*. Подавляющее число учеников указало только два значения этого глагола. По-прежнему дети приводили по несколько примеров на одно и то же значение, считая их разными.

С заданием № 2 класс справился успешно; ошибки были допущены при толковании сочетания *разбить клумбу*. Учащиеся понимали глагол *разбить* в данном сочетании как «разломать», «разделить пополам», «сделать несколько клумб», «разрушить», «половину цветов отнести, а половину оставить себе», «ударить». Подобные ошибки говорят о том, что не со всеми значениями многозначных слов ученики знакомы достаточно глубоко, что-то понимают приблизительно, что-то совсем неверно.

Анализ ответов четверо-классников показал, что необходима систематическая работа над

## Impact Factor:

ISRA (India) = 6.317  
ISI (Dubai, UAE) = 1.582  
GIF (Australia) = 0.564  
JIF = 1.500

SIS (USA) = 0.912  
РИИЦ (Russia) = 0.126  
ESJI (KZ) = 9.035  
SJIF (Morocco) = 7.184

ICV (Poland) = 6.630  
PIF (India) = 1.940  
IBI (India) = 4.260  
OAJI (USA) = 0.350

многозначностью слова. Эта тема всегда вызывает у учащихся большой интерес, способствует усилению их познавательной активности. Такая работа бывает обычно живой, интересной, а система специальных упражнений и методика работы, над многозначностью при подготовке к изложениям и сочинениям дает учителю возможность сделать уроки насыщенными, максимально эффективными.

В методической литературе рассмотрены лишь некоторые, отдельные аспекты работы над многозначностью, так что создание специальных пособий, описывающих систему изучения многозначности существительных, прилагательных, глаголов в связи с развитием речи учащихся можно считать одной из задач современной методики.

Школьные учебники русского языка содержат достаточно богатый материал по данной теме. В частности, в учебнике для IV класса 12 упражнений по овладению многозначностью, 7 — по овладению переносным значением слов, 4 — для наблюдений над существительными в переносном значении, 17 — над прилагательными в переносном значении, 7 — глаголами в переносном значении.

Помимо упражнений, данных в учебнике, на уроках могут быть использованы следующие виды упражнений:

I. Упражнения на разграничение однозначных и многозначных слов, на составление и анализ словосочетаний, включающих слова с различными значениями.

1. Подчеркнуть многозначные слова. Доказать, что данные слова являются многозначными (устно или письменно): *сирень, холодный, сухо, ограда, дерзкий*.

Доказать, что слово *пустой* многозначное. Составить словосочетания или предложения с этим словом в разных значениях. В каком случае оно имеет переносное значение? В какой речи можно, а в какой нельзя употреблять это слово в переносном значении?

Доказать, что прилагательное *тонкий* является многозначным. Какое из значений этого слова, по-вашему, образовалось позже других? Почему?

Составить словосочетания или предложения с данными словами так, чтобы эти слова употреблялись в разных значениях.

*Подчеркивать, расколоть, свежий, освещать, чистый, сладкий.*

Подумайте, есть ли среди значений этих слов такие, которые ограничены в употреблении.

В каких случаях при разграничении значений слов вы составляли предложения, а когда было достаточно словосочетания? Почему? Сделайте вывод.

Из списка слов выбрать слова, с которыми употребляется слово *горячий*. Записать словосочетания.

*Человек, песок, путешествие, речь, класс.*

Какой вывод можно сделать о слове *горячий*? Чем интересно это слово?

Упражнения этой группы могут быть использованы учителем следующим образом:

Упр. 4 лучше всего предложить четвероклассникам на втором уроке по теме «Прямое и переносное значение слова». Упр. 1, 2, 3 и 5 можно использовать при изучении темы «Имя прилагательное как часть речи» в IV классе. Уместнее всего предложить их учащимся после выполнения упр. 515 учебника. Выполняя данное упражнение, учащиеся убедятся в том, что среди имен прилагательных много многозначных слов, повторяют сведения о многозначности и однозначности, вспомнят, что такое прямое и переносное значение слова, ближе подойдут к пониманию роли имен прилагательных в речи.

Упр. 1 и 3 могут быть выполнены устно в процессе фронтальной беседы с классом, упр. 2 и 5 — письменно с последующей проверкой и обсуждением. При желании учитель может провести работу над одним из этих упражнений в форме игры-соревнования.

Упражнения, связанные с толкованием лексического значения слова.

Объяснить значение выделенных слов

а) путем подбора синонимов:

*крепкий* человек

*крепкие* нервы

*крепко* поссорились

б) способом разъясняющего толкования:

*молодой* побег

*молодой* город

*молодой* специалист

в) по толкованию лексического значения узнать слово:

- быстро перебирая ногами, перемещаться в каком-либо направлении;

- совершать побег, самовольно, тайком ; уходить куда-либо.

Сделайте вывод о возможных способах объяснения лексического значения слова.

В данном отрывке из сказки Андерсена «Снежная королева» вставить подходящие по смыслу глаголы движения. Доказать уместность их употребления, одним из способов дав объяснение лексического значения слов. Затем сравнить с текстом (по хрестоматии) и сделать вывод, удачно ли подобраны слова.

Сани дважды ... площадь, а Кай живо прицепил к ним свои салазки и ... . Большие сани быстрее ... по площади и вскоре свернули в переулок. Кай несколько раз порывался отцепить

## Impact Factor:

ISRA (India) = 6.317  
ISI (Dubai, UAE) = 1.582  
GIF (Australia) = 0.564  
JIF = 1.500

SIS (USA) = 0.912  
РИИЦ (Russia) = 0.126  
ESJI (KZ) = 9.035  
SJIF (Morocco) = 7.184

ICV (Poland) = 6.630  
PIF (India) = 1.940  
IBI (India) = 4.260  
OAJI (USA) = 0.350

свои салазки, но седок в белой шубе кивал ему, и Кай ... дальше. Вот они ... за городскую заставу. Снег вдруг повалил большими хлопьями, так что ни зги не было видно. Мальчик попытался скинуть веревку, которую зацепил за большие сани, но салазки его точно приросли к ним, и все так же ... вихрем.

3. Слово *глубокий* имеет значение:

1) находящийся на значительной глубине от поверхности;

2) очень сильный, достигший значительной степени.

Составьте по два словосочетания с этим прилагательным в каждом из значений. Найдите в «Сказке о мертвой царевне» Пушкина это прилагательное (в отрывке, где королевич Елисей обращается к солнцу, месяцу и ветру). В каком из значений оно употреблено?

Закончите словарную статью о глаголе *жить*, составив для примера свои предложения на каждое из значений слова.

*Жить*: 1) Существовать, быть живым.

2) Вести тот или иной образ жизни.

3) Поддерживать свое существование.

4) Проживать где-либо.

В каком из значений употреблено слово *жить* в следующих предложениях:

*Жил старик со своею старухой у самого синего моря.*

*Жили они бедно, с хлеба на квас перебивались.*

*Старая барыня жила в Москве, в сером доме с белыми колоннами.*

Какое значение имеют выделенные слова в данных предложениях.

Дать толкование значений одним из способов:

Жилин *пошел* проститься с товарищами.

Дождь *пошел* внезапно и так же внезапно прекратился.

Где был брод, там на три аршина вода *пошла*, камни ворочает.

Рядом со словосочетаниями записать в скобках значение слова *стоять*:

*стоял* прямо, *стоял* шум, *стоял* январь, *стоять* за победу, *стоит* полк в селе.

Упр. 1 и 2 уместно использовать на первом уроке по теме «Лексика» в IV классе после знакомства учащихся с тем, как обозначаются в толковом словаре многозначные слова и какими способами может быть дано толкование лексического значения слова.

Упр. 3 можно предложить учащимся на одном из заключительных уроков по теме «Имя прилагательное». Дополняя упражнения учебника, оно поможет учащимся построить развернутый ответ на вопрос: «Что я знаю об имени прилагательном», включить в него знания по лексике.

Упр. 4-6 могут быть использованы учителем как дополнительный материал на уроках по теме «Глагол как часть речи». Они дополняют представление учащихся о многозначности слова, прямом и переносном значении глагола, помогут вспомнить способы толкования лексического значения слов и особенности построения словарной статьи.

### Заключение.

По усмотрению учителя предложенные упражнения могут быть выполнены устно или письменно, но в любом случае нужно обязательно уделить внимание обсуждению и анализу результатов.

## References:

1. Aristova, V.A. (1968). *Aktivnost` uchenija shkol`nikov*. Moscow.
2. Dobrosmyslov, V.A. (1982). *Aktivizacija processa uchashhihsja obucheniu russkomu jazyku*. Moscow.
3. Danilov, M.A. (1980). *Vospitanie u shkol`nikov samostojatel`nosti i tvorcheskogo aktivnosti v processe obuchenija*. Moscow.
4. Krasota, T.S. (1979). *Metodika aktivizacii myslitel`noj dejatel`nosti uchashhihsja pri*

*izuchenii temy «Imja sushhestvitel`noe»*. Moscow.

5. Kustarjova, V.A. (1982). *Aktivizacija uchebnoj dejatel`nosti uchashhihsja nachal`nyh klassov na uroke grammatiki*. Pod redakciej N.S.Rozhdestvenskogo. Moscow.
6. Mingazov, Je.G. (1969). *Aktivizacija poznavatel`noj dejatel`nosti uchashhihsja sredstvami nagljadnosti*. Moscow.

|                       |                                 |                               |                             |
|-----------------------|---------------------------------|-------------------------------|-----------------------------|
| <b>Impact Factor:</b> | <b>ISRA (India) = 6.317</b>     | <b>SIS (USA) = 0.912</b>      | <b>ICV (Poland) = 6.630</b> |
|                       | <b>ISI (Dubai, UAE) = 1.582</b> | <b>PIHII (Russia) = 0.126</b> | <b>PIF (India) = 1.940</b>  |
|                       | <b>GIF (Australia) = 0.564</b>  | <b>ESJI (KZ) = 9.035</b>      | <b>IBI (India) = 4.260</b>  |
|                       | <b>JIF = 1.500</b>              | <b>SJIF (Morocco) = 7.184</b> | <b>OAJI (USA) = 0.350</b>   |

---

7. Rozental', D. Je., Golub, I. B., & Telenkova, M.A. (2003). *Sovremennyj russkij jazyk*. (p.448). Moscow: Rol'f.
8. Harlamov, I.F. (1985). *Kak aktivizirovat' uchenie shkol'nikov*. Moscow.
9. Gulomov, A. (1987). *Ona tili darslarida y'kuvchilarning y'kuv-biluv faolijatini aktvlashtirish*. Tashkent.
10. Shamova, T.I. (1982). *Aktivizacija uchenija shkol'nikov*. Moscow.

## Impact Factor:

ISRA (India) = 6.317  
ISI (Dubai, UAE) = 1.582  
GIF (Australia) = 0.564  
JIF = 1.500

SIS (USA) = 0.912  
PIIHQ (Russia) = 0.126  
ESJI (KZ) = 9.035  
SJIF (Morocco) = 7.184

ICV (Poland) = 6.630  
PIF (India) = 1.940  
IBI (India) = 4.260  
OAJI (USA) = 0.350

SOI: [1.1/TAS](#) DOI: [10.15863/TAS](#)

## International Scientific Journal Theoretical & Applied Science

p-ISSN: 2308-4944 (print) e-ISSN: 2409-0085 (online)

Year: 2021 Issue: 04 Volume: 96

Published: 02.04.2021 <http://T-Science.org>

QR – Issue



QR – Article



**Khurshida Dzorakhanovna Khashimova**  
Academic Lyceum NamMTI  
Teacher of Uzbek Language and Literature,  
Namangan region Namangan city,  
Republic of Uzbekistan

## LITERARY LANGUAGE AND SPEECH NORMS

**Abstract:** *Literary language and its historical stages and norms are shown in the article. The stages of development of the literary language are covered on the basis of the works of Alisher Navoi, Babur and Fitrat. Decisions and decrees adopted for the development of the Uzbek language reflect the Renaissance, in particular, the third Renaissance.*

**Key words:** *Literary language, state language, graphics, norms, renaissance, national language, speech.*

**Language:** *English*

**Citation:** *Khashimova, K. D. (2021). Literary language and speech norms. ISJ Theoretical & Applied Science, 04 (96), 27-29.*

**Soi:** <http://s-o-i.org/1.1/TAS-04-96-6> **Doi:**  <https://dx.doi.org/10.15863/TAS.2021.04.96.6>  
**Scopus ASCC:** 1203.

### Introduction

Literary language is a great social phenomenon that plays an important role in the spirituality of any people and nation, reveals its spiritual world in material form and serves for universal development, unites the people, is an important tool for self-realization. Phonetically and grammatically, it is a nationwide means of communication that embodies the best features of these vernaculars and is standardized to be understood and accepted by all [1:18]. In 1989, the Uzbek language was given the status of the state language, in 1993 the transition to the Uzbek alphabet based on Latin script began, in 2020 a number of decrees and resolutions were adopted to "radically increase the prestige and status of the Uzbek language as the state language." practical aspects, paves the way for research and innovation in the creation of an electronic corpus of the national language.

"Explanatory Dictionary of the Uzbek Language" (2020, 5 volumes) by the Institute of Uzbek Language, Literature and Folklore of the Uzbekistan Academy of Sciences, Standards of the Uzbek Language. Fundamental textbooks and manuals such as "Punctuation" ("Zamin Nashr", 2021), "Working in the State Language" ("Uzbekistan", 2020) have been developed, and the norms of lexical, spelling, punctuation, and official

documents of the Uzbek language have been developed.

The Uzbek literary language is closely connected with the national culture, aesthetics, etiquette, folklore, and its specific cultural and moral requirements and norms have been refined over the centuries.

Norms of Uzbek literary speech were formed on the basis of works of talented writers, speeches of officials. The norms of literary language are also connected with the history of Uzbek statehood, and the political systems, spiritual and ideological changes established by different dynasties in the territory of Uzbekistan for thousands of years have certainly left their mark on the Uzbek language.

The requirements and perceptions of speech culture are radically different from the perceptions of speech culture before and after the emergence of literary language, that is, the culture of speech associated with literary language. Speech culture is, in fact, concerned with literary language and its norms.

It is known that literary language is the highest form of the vernacular (national) language. These features are reflected in the specificity of the language, its distinctive features and function.

The emergence and creation of literary language is inextricably linked with the history of the state and society, the purpose of which is to create a nationwide



## Impact Factor:

ISRA (India) = 6.317  
ISI (Dubai, UAE) = 1.582  
GIF (Australia) = 0.564  
JIF = 1.500

SIS (USA) = 0.912  
PIIHQ (Russia) = 0.126  
ESJI (KZ) = 9.035  
SJIF (Morocco) = 7.184

ICV (Poland) = 6.630  
PIF (India) = 1.940  
IBI (India) = 4.260  
OAJI (USA) = 0.350

mass media. The use of literary language as the official state language is the socio-political, official spheres and correspondence, administrative and documentary work, diplomatic relations, mass media, propaganda and propaganda, scientific and artistic publications, theater and cinema, education and culture, culture and will be the basis for the development of many areas such as spirituality. Hence, social development requires literary language to be multifunctional. As a result, the methodological aspects of literary language emerge, and features such as the attractiveness of the language, its precise introduction and developing.

The culmination of the development of a literary language in a particular country lays the groundwork for it to become a regional language and a world language. To do this, society must develop socio-politically and scientifically and culturally. Literary language also includes the function of reflecting national, regional and global culture and reality. It becomes a huge repository that performs the function of expressing, storing, transmitting the necessary knowledge and information.

The above-mentioned features of literary language are also peculiar to its oral form. Because in modern conditions there is a wide range of technical methods of long-term storage for the study of verbal expressions, the study of its phonetic, paralinguistic, pragmatic and cognitive features.

The expansion of the function of literary language, in which the emergence of a complex methodological networking requires the development of literary language, the expansion and enrichment of tools and capabilities. At the same time, literary language differs from other forms of vernacular in having a relatively rich lexical structure, improved grammatical structure and the development of methodological branches, but also uses them as an important source, interested in the development of other forms of language.

In particular, the development of the Uzbek language in the XIV century was associated not only with the genius and talent of Alisher Navoi, but also with the Timurid statehood, which brought Central Asia into a single geographical and political environment.

It is well known from history that the first Renaissance in our country coincided with the Samanid period, during which the scientific and philosophical works and universal discoveries of our great ancestors became the cornerstone of Islamic civilization. The second period of the Renaissance coincided with the period of Amir Temur and the Timurids, and not only Movarounnahr, but the whole of Central Asia rose to a new stage of development.

Alisher Navoi wrote his works in his native language, not only demonstrating the beauty, elegance and beauty of the Turkic language, but also comparing it with the Persian language, which was the main

language of literature at that time. lug'atayn "proved. Alisher Navoi's lexical richness is incomparable, his works contain materials of almost all dialects of the Uzbek language, and on the basis of this knowledge he showed in a few words that the lexical richness of the Turkic language is richer than the Persian language. Navoi pointed out that Turkish was not only an oral language, but also a language in which scientific works could be written, and stressed that Arabic was the language in which scientific works could be written with Majolis ul-nafois. The idea of the struggle for the equality of the Turkic language with the Persian language was reflected in the works of Alisher Navoi and his contemporaries.

One of Navoi's followers is Zahiriddin Muhammad Babur. Along with being a king and a poet, Babur made a great contribution to linguistics through his works. Although Babur did not write a special work on linguistics, his encyclopedic work "Boburnoma" contains valuable information on linguistics. "Boburnoma" reflects the historical and autobiographical events of the late XV and early XVI centuries, as well as an important source for studying the state of the Uzbek language at that time.

Continuing the traditions of Alisher Navoi and Babur in the last century, Abdurauf Fitrat continued such works as "Our Language", "History of the Arabic Alphabet", "On the Occasion of the Spelling Conference", "Muqaddimat ul-Adab", "The oldest examples of Turkish literature". The scholar's works "Sarf" and "Nahv" served as a strong bridge between the unique examples of Uzbek linguistics of the last century and the immortal sources of the past and modern Uzbek linguistics.

The modern science of Uzbek linguistics was founded in the 1920s by Abdurauf Fitrat and his contemporaries Elbek, Munavvar Qori, Qayum Ramazan, Ghazi Olim [2:6].

Without a national language, there can be no literary language itself. Thus, the national language is a solid foundation of the literary language.

In short, in addition to the fact that there is an integral connection between the national language or the vernacular and the literary language, their interrelationship and interdependence, their interaction with each other, continues as a continuous process [3:9].

Norms also have a place in the language and speech system. Consequently, from the moment language begins to serve as a material in the process of speech, its standardization has become a need of the community, society, normative problems are on the agenda. The definition of a norm includes the concept of "laws and opportunities defined by society". This concept requires the following explanations. First, as long as our perception of the material side of language emerges in speech, the form and appearance in which it takes place will be determined by certain norms by society [4].

|                       |                                 |                               |                             |
|-----------------------|---------------------------------|-------------------------------|-----------------------------|
| <b>Impact Factor:</b> | <b>ISRA (India) = 6.317</b>     | <b>SIS (USA) = 0.912</b>      | <b>ICV (Poland) = 6.630</b> |
|                       | <b>ISI (Dubai, UAE) = 1.582</b> | <b>PIHII (Russia) = 0.126</b> | <b>PIF (India) = 1.940</b>  |
|                       | <b>GIF (Australia) = 0.564</b>  | <b>ESJI (KZ) = 9.035</b>      | <b>IBI (India) = 4.260</b>  |
|                       | <b>JIF = 1.500</b>              | <b>SJIF (Morocco) = 7.184</b> | <b>OAJI (USA) = 0.350</b>   |

On the occasion of the 29th anniversary of the Independence of the Republic of Uzbekistan, the words of the President of the Republic of Uzbekistan were heard:

In his speeches, the head of state said: "Today's Uzbekistan is not yesterday's Uzbekistan. Our people today are not the people of yesterday," he said.

Indeed, a new revival has begun in Uzbekistan – the Third Renaissance. The deceptive situation is manifesting itself in all spheres in our country today, as a process of growth taking place in our rapidly developing life. Therefore, in the first years of

independence, when we tried to understand our national identity, to grasp and realize the essence of our rich historical, spiritual and scientific heritage, now our people are united and steadily implementing the idea of "National Revival – National Rise". During this period, it is recognized that in our society there is a growing trend of social thinking, the integration of both national and universal values. Social thinking, which is in harmony with the national spirit and universal values, is becoming a criterion and a solid foundation for the sustainable development of our country [5].

## References:

1. (2009). *Ma'naviyat. Izohli Lug'at.* (p.18). Toshkent: Ma'naviyat.
2. Qurbonova, M. (1997). *Abdurauf Fitrat va o'zbek tilshunosligi.* (p.6). Toshkent: Universitet.
3. Doniyorov, X., & Yo'ldoshev, B. (1988). *Adabiy til va badiiy stil.* Toshkent.
4. Karimov, S.A. (2002). *Til ta'limi va me'mor.* Toshkent.
5. Nurmonov, A., & Yo'ldoshev, B. (2001). *Tilshunoslik va tabiiy fanlar.* (p.160). Toshkent: SHarq.
6. Rasulov, R. (2005). *Umumiy tilshunoslik.* (p.330). Toshkent.
7. Safarova, R. (1990). *Giponimiya v uzbekskom yazyke (Na materiale zoonimov):* Avtoref. diss. kand. filol. nauk. (p.145). Tashkent.
8. Sobirov, A. (2004). *O'zbek tilining leksik sathini sistemalar sistemasi tamoyili asosida tadqiq etish.* (p.160). Toshkent: Ma'naviyat.
9. Stepanov, Yu.S. (1975). *Osnovy obshhego yazykoznaniya.* (p.271). Moskva: Prosveshhenie.
10. (1981). *O'zbek tili leksikologiyasi.* (p.316). Toshkent: Fan.
11. (n.d.). Retrieved from <http://marifat-ziyo.uz/news/uzbekistondauchinchi>

## Impact Factor:

ISRA (India) = 6.317  
ISI (Dubai, UAE) = 1.582  
GIF (Australia) = 0.564  
JIF = 1.500

SIS (USA) = 0.912  
ПИИЦ (Russia) = 0.126  
ESJI (KZ) = 9.035  
SJIF (Morocco) = 7.184

ICV (Poland) = 6.630  
PIF (India) = 1.940  
IBI (India) = 4.260  
OAJI (USA) = 0.350

SOI: [1.1/TAS](#) DOI: [10.15863/TAS](#)

### International Scientific Journal Theoretical & Applied Science

p-ISSN: 2308-4944 (print) e-ISSN: 2409-0085 (online)

Year: 2021 Issue: 04 Volume: 96

Published: 02.04.2021 <http://T-Science.org>

QR – Issue



QR – Article



U. I. Murtazaeva

Samarkand Branch of Tashkent University of Information Technologies  
Samarkand, Uzbekistan

[murtazayeva\\_1982@yandex.ru](mailto:murtazayeva_1982@yandex.ru)

## FORMATION OF EDUCATIONAL AND RESEARCH COMPETENCIES OF STUDENTS OF HIGHER EDUCATIONAL INSTITUTIONS

**Abstract:** The paper examines the issues of formation of educational and research competencies of students of higher educational institutions. The development of students' research competence should take place in stages, while there should be an interconnectedness of the development of individual components of its structure, such as value-motivational, cognitive, content, communicative and reflexive. The problems associated with the formation of educational and research competencies of students at the university are studied.

**Key words:** competence, professional competence, competence, research competence, model, method, evaluation.

**Language:** Russian

**Citation:** Murtazaeva, U. I. (2021). Formation of educational and research competencies of students of higher educational institutions. *ISJ Theoretical & Applied Science*, 04 (96), 30-36.

**Soi:** <http://s-o-i.org/1.1/TAS-04-96-7> **Doi:**  <https://dx.doi.org/10.15863/TAS.2021.04.96.7>

**Scopus ASCC:** 3304.

### ФОРМИРОВАНИЕ УЧЕБНО-ИССЛЕДОВАТЕЛЬСКИХ КОМПЕТЕНЦИЙ СТУДЕНТОВ ВЫСШИХ ОБРАЗОВАТЕЛЬНЫХ УЧРЕЖДЕНИЙ

**Аннотация:** В работе исследуются вопросы формирования учебно-исследовательских компетенций студентов высших учебных заведений. Развитие исследовательской компетенции студентов должно происходить поэтапно, при этом должна присутствовать взаимосвязанность развития отдельных компонентов ее структуры, таких, как ценностно-мотивационный, когнитивный, содержательный, коммуникативный и рефлексивный. Изучаются проблемы, связанных с формированием учебно-исследовательских компетенций у студентов в вузе.

**Ключевые слова:** компетентность, профессиональная компетентность, компетенция, исследовательская компетентность, модель, метод, оценка.

#### Введение

В условиях конкуренции основными приоритетами специалиста относительно профессиональной компетентности являются умение приспосабливаться к быстрым изменениям и новым потребностям рынка труда, быть образованным, уметь анализировать информацию, активно действовать, быстро принимать решения и учиться на протяжении всей жизни.

По мнению американского исследователя, причиной достижения желаемых результатов является способность работника вести себя с нормами, которые соответствуют требованиям

работы в организации. В области психологии известна точка зрения британца Дж. Равена. Британский психолог под компетентностью понимает специфическую способность, необходимую для выполнения определенного действия в определенной предметной области и включающую в себя узкоспециальные знания, предметные навыки, способы мышления, а также осознание ответственности за свои действия. Исследователь публикует свои рассуждения о природе компетентности и ее видах [1].

Результаты исследований британского ученого повлияли на развитие взглядов Н.

## Impact Factor:

ISRA (India) = 6.317  
ISI (Dubai, UAE) = 1.582  
GIF (Australia) = 0.564  
JIF = 1.500

SIS (USA) = 0.912  
РИИЦ (Russia) = 0.126  
ESJI (KZ) = 9.035  
SJIF (Morocco) = 7.184

ICV (Poland) = 6.630  
PIF (India) = 1.940  
IBI (India) = 4.260  
OAJI (USA) = 0.350

Кузьминой и Л. Петровской, в работах которых компетентность рассматривается как «свойство личности» [2].

Понятие компетентности в работах ученых неразрывно переплетается с понятием профессионализма. Таким образом, можно отметить, что в литературе, представленной отечественными и зарубежными авторами, нет единого мнения относительно понимания того, чем сегодня являются компетентность и компетенция. Наиболее точно отражают суть понятий работы, опубликованные А.А. Вербицким, С. Уиддеттом и С. Холлифордом. Различие в понимании одних и тех же терминов можно рассматривать как источник развития.

Авторы различают два понятия, указывая на их взаимоотношение. Компетенция — это «программа», на основе которой развивается компетентность. Э. Зеер обозначает термином «компетентность» интегративную целостность и действительность знаний, умений, навыков вообще [1].

В ряде работ компетентности (компетенции) рассматриваются как составляющие части общей компетентности человека (специалиста).

Другие авторы считают, что компетентность - это не только владение определенной суммой знаний, но и возможности их гибкого применения, которые в значительной степени зависят от творческих и практических умений, и навыков работника.

Специалисты Международной комиссии Совета Европы определяют понятие компетентности (competence) как способность успешно удовлетворять индивидуальные и социальные потребности и выполнять поставленные задачи.

Каждая компетентность построена на комбинации познавательных отношений и практических навыков, ценностей, эмоций, поведенческих компонентов, знаний и умений, всего того, что можно привлечь для активного действия.

В основе концепции профессиональной компетентности лежит идея воспитания компетентного специалиста, который не только обладает необходимыми знаниями, профессионализм, но и умеет действовать адекватно в соответствующих ситуациях, применяя эти знания, и берет на себя ответственность за определенную деятельность.

По мнению зарубежных исследователей, профессиональная компетентность - это набор моделей профессионального поведения, которую специалист должен использовать в пределах своей должности, дает возможность квалифицированно проводить деятельность и компетентно выполнять свои задачи и функции направленных на достижение определенных стандартов в

профессиональной области или конкретной деятельности; это основная характеристика человека, который может быть мотивом, чертой характера, навыком, представлением о самом себе, социальной ролью; это совокупность знаний, навыков и личных качеств, позволяет решать поставленную задачу (или набор задач) [3].

Следует отметить, что большинство формулировок с некоторыми незначительными вариациями построены на одном и том же: компетентность - это совокупность знаний и модели профессионального поведения специалиста.

Компетентность - это набор компетенций личности, который определяется в пределах определенной функции.

Профессиональная компетентность - пригодность, состоящая из профессиональных и психофизиологических особенностей индивида, необходимых для осуществления эффективной деятельности [4].

Однако успех зависит не только от приобретенных знаний, но и от креативности, умения быстро адаптироваться к условиям труда, принимать быстрое решение. Поэтому профессиональную компетентность рассматриваем как комплекс характеристик личности, что проявляется в конкретной сфере деятельности, к которому относятся знания, умения, навыки, опыт индивида с обязательным учетом личностных, психофизиологических и социальных характеристик.

Профессиональная компетентность характеризуется наличием профессионально-деловых, интеллектуальных, личностных, эмоционально-волевых, психофизиологических, социальных особенностей (компетенций) работников, успешное сочетание которых обеспечивает высокую результативность и эффективность их деятельности в условиях конкуренции.

Участие студентов в научно-исследовательской работе (НИРС) является неотъемлемой частью подготовки будущего специалиста к решению профессиональных задач.

НИРС позволяет применять методы проблемного обучения, углублять профессиональную направленность образования за счет рассмотрения проблемных ситуаций, готовить специалистов с повышенным творческим потенциалом.

Важно помнить, что только заинтересованность студентов в участии проведения исследований позволит сформировать необходимые умения и навыки исследовательской компетентности.

Исследовательская компетентность — это интегральное качество личности, выражающееся в способности и готовности к самостоятельному решению исследовательских задач, владении

## Impact Factor:

ISRA (India) = 6.317  
ISI (Dubai, UAE) = 1.582  
GIF (Australia) = 0.564  
JIF = 1.500

SIS (USA) = 0.912  
ПИИЦ (Russia) = 0.126  
ESJI (KZ) = 9.035  
SJIF (Morocco) = 7.184

ICV (Poland) = 6.630  
PIF (India) = 1.940  
IBI (India) = 4.260  
OAJI (USA) = 0.350

технологией исследовательской деятельности, признании ценности исследовательских умений и готовности их использования в профессиональной сфере.

Выделяют исполнительские исследовательские компетенции и научно-исследовательские компетенции.

Под исполнительскими исследовательскими компетенциями понимаются следующие умения:

- анализировать, систематизировать и критически оценивать информацию для решения поставленных задач;
- анализировать различные подходы и методики решения задач;
- собирать и сопоставлять данные для написания рефератов, отчетов, докладов;
- анализировать результаты деятельности;
- строить модели процессов.

Научно-исследовательские компетенции предусматривают наличие следующих способностей:

- видеть и формулировать проблему, определять цель исследовательской работы;
- понимать и обосновывать актуальность, новизну, теоретическую и практическую значимость задач исследования;
- выдвигать и обосновывать гипотезы, составлять план исследовательской работы;
- самостоятельно осваивать новые методы исследования, приобретать новые знания;
- проводить исследования и представлять результаты своей работы.

Развитие исследовательской компетенции студентов должно происходить поэтапно, при этом должна присутствовать взаимосвязанность развития отдельных компонентов ее структуры, таких, как ценностно-мотивационный, когнитивный, содержательный, коммуникативный и рефлексивный.

Последние три из указанных компонентов особенно эффективно формируются при участии студентов в научно-исследовательской работе.

В процессе участия в научно-исследовательской работе студенты приобретают не только умения рассуждать, доказывать и аргументировать свое решение, публично представлять и защищать результаты своей работы, но и осознают себя субъектом исследовательской деятельности, приобретают навыки самоанализа и оценки своей готовности к решению исследовательских задач.

### Материалы, методы и результаты:

Совокупность обобщенных знаний и умений, и уровень развития интеллектуальной способности студента, позволяющие ему осуществить широкий перенос уже сформировавшихся исследовательских умений на различный вид педагогической деятельности является

проявлением мета предметного характера исследовательской компетенции, что представляет собой гарантию успешности учителя в постоянно изменяющемся и совершенствующемся мире.

А вот к ключевой компетенции, учебно-исследовательская компетенция относится потому, что ее присутствие имеет определяющее значение для профессиональной деятельности, а также является ключевым фактором в развитии мастерства и профессионализма педагога [6].

Таким образом, подводя итог вышесказанному, можно очертить ряд проблем, связанных с формированием учебно-исследовательских компетенций у студентов в вузе:

- в психолого-педагогической литературе и образовательном стандарте нет единого подхода к определению понятия и содержания учебно-исследовательских компетенций, отсутствуют единые требования к уровням их сформированности у выпускника вуза;
- анализ практики обучения констатирует низкий уровень мотивации у студентов к освоению учебно-исследовательской деятельности в ходе занятий практикума;
- к настоящему времени не разработана методика обучения, направленная на формирование учебно-исследовательских компетенций у студентов [7].

Владение исследовательскими знаниями и умениями — это одна из самой яркой характеристики степени профессиональной зрелости. Стоит отметить, то, что личностные качества студента во многом определяют успешность его исследовательской деятельности.

К личностным качествам относятся: мощный интеллект, способность нестандартного решения экспериментальных и теоретических задач, неудовлетворенность достигнутым результатом, самокритичность и критичность, честность, наблюдательность, выраженная способность контроля своих действий, собственное видение проблем, ответственность, инициативность, смелость отстаивания своего взгляда и позиции и др. [8].

В исследовании, учебно-исследовательская компетенция студента рассматривается нами, как компонент его профессиональной компетентности; как характеристика личности студента, который владеет исследовательскими знаниями и умениями, технологией методологической деятельности и умеющий проявить готовность к их использованию в профессиональной деятельности.

Студент, который целенаправленно занимается исследовательской деятельностью, заметно отличается такими личностными качествами, которые присущи только исследователю. Его характеризует активность познавательной деятельности, стремление не

## Impact Factor:

ISRA (India) = 6.317  
ISI (Dubai, UAE) = 1.582  
GIF (Australia) = 0.564  
JIF = 1.500

SIS (USA) = 0.912  
ПИИЦ (Russia) = 0.126  
ESJI (KZ) = 9.035  
SJIF (Morocco) = 7.184

ICV (Poland) = 6.630  
PIF (India) = 1.940  
IBI (India) = 4.260  
OAJI (USA) = 0.350

только овладеть важными профессиональными знаниями и умениями, но и исследовать процесс школьного образования, изучить психологические и возрастные особенности учащихся, характер их взаимоотношений с учителями и друг с другом, использовать инновационные формы и методы обучения в организации школьного учебно-познавательного процесса.

Он сам стремится проверить новации и современные технологии, найти новую информацию, исходя из собственного опыта, такой человек особенно чувствителен к проблемам, способен искать дивергентные решения выявленной проблемы, а также ему свойственна способность к рефлексии. Но, учебно-исследовательская деятельность студента отлична от научно-исследовательской деятельности ученого, который занимается научными исследованиями [9].

Она рассматривается, как особый вид интеллектуальной творческой деятельности, которая проявляется в поисковой активности и исследовательском поведении студента. А вот целью научного исследования является производство нового знания, решение какой-либо крупной научной проблемы в области человеческой деятельности, что является отличительной от учебно- и научно-исследовательской деятельности студентов, которая направлена на то, чтобы сформировать исследовательские навыки и умения, в качестве универсального способа действительности, которая нас окружает, а также развитие познавательной мотивации, приобретение знания о методах и методиках освоения действительности и знания, нового и значимого для студента. Если же рассмотреть исследовательскую деятельность студентов, как синтез научно-исследовательской и учебно-исследовательской деятельности то, соответственно, мы внесем различное понимание сущности данных видов исследовательской деятельности. Так, под научно-исследовательской деятельностью, мы понимаем поисковую деятельность научного характера, которая направлена на то, чтобы решить задачи неизвестным путем [10].

Данная деятельность связана с тем, чтобы проанализировать реальный процесс образования, выдвинуть гипотезы и их экспериментальную проверку, построить модель либо воспитательного, либо учебного процесса, выявить педагогические условия для эффективного построения школьного образовательного процесса [11].

Таким образом, благодаря результату глубокого анализа теории исследуемой проблемы, объяснению педагогических процессов и явлений, установлению их связей и отношений, экспериментального и теоретического обоснования фактов, выявлению закономерностей

с помощью научных методов познания студент открывает для себя - «новое знание», которое носит не только субъективный характер, но и приобретает некую объективную теоретическую значимость, а также новизну для образовательной практики.

Что касается учебно-исследовательской деятельности, то здесь понимается деятельность, в результате которой студенты приобретают те навыки, которые необходимы для творческой исследовательской деятельности [12].

В ходе решения задачи, которая является уже разработанной в науке, студент приобретает умение в самостоятельном осуществлении поиска нужной информации, проводя изучение и анализ не только учебной литературы, но и дополнительной [13].

Для того, чтобы развить у студентов информационные умения, организуется работа в составлении библиографических списков, написании аннотации, кратких рефератов, докладов, тезисов, а также сообщений по определенной теме исследования, также производится постановка цели и задач исследования, планирование и организация микроэкспериментов, овладение методами и методиками исследования, анализ, обобщение и объяснение полученных результатов.

Учебно-исследовательская компетенция формируется у студента именно в процессе осуществления исследовательской деятельности, ее функциями являются: аналитическая, ориентационная, прогностическая, информационная и моделирующая [13].

Одним из немаловажных аспектов в рамках НИРС является индивидуальный подход к обучаемому. Несмотря на полностью идентичные внешние мотивирующие факторы, которые исходят из внешней среды и создают стимул к деятельности, внутренняя мотивация, составляющая зачастую основу исследовательской работы, сугубо индивидуальна. Внутренними мотивами являются интерес к деятельности, желание получить новые знания и умения, стремление к самостоятельному достижению результата деятельности и преодолению возникающих в процессе работы трудностей [2].

Именно внутренние мотивирующие факторы определяют личностное, эмоциональное переживание познавательной потребности студентов. Привлекая студентов к научно-исследовательской работе важно учитывать их индивидуально-психологические особенности, среди которых можно выделить уровень интеллекта, креативность, учебную мотивацию, высокую самооценку и др. [2]. Но, ни одно из этих качеств в отдельности, ни даже их сочетания недостаточны для того, чтобы гарантировать формирование установки студента на

## Impact Factor:

ISRA (India) = 6.317  
ISI (Dubai, UAE) = 1.582  
GIF (Australia) = 0.564  
JIF = 1.500

SIS (USA) = 0.912  
РИИЦ (Russia) = 0.126  
ESJI (KZ) = 9.035  
SJIF (Morocco) = 7.184

ICV (Poland) = 6.630  
PIF (India) = 1.940  
IBI (India) = 4.260  
OAJI (USA) = 0.350

повседневный, упорный и тяжелый труд по овладению новыми знаниями и профессиональным мастерством в условиях достаточно частых или длительных неудач, которые неизбежны в любой сложной деятельности, в том числе и научно-исследовательской.

К сожалению, привлечение студентов к научно-исследовательской работе, особенно технических специальностей, чаще всего осуществляется на старших курсах обучения. Хотя формирование исследовательской компетенции на протяжении всего образовательного процесса в вузе предусматривает решение разных по уровню сложности задач и дает возможность поэтапно, последовательно осваивать исследовательские умения и навыки.

Приведем особенности научно-исследовательской работы студентов младших курсов обучения и результаты этой работы. Обязательным условием НИРС младших курсов обучения является участие их в научных семинарах и студенческих конференциях, что дает возможность заявить о себе, научиться логически верно, аргументировано и ясно строить речь, а также повысить свой профессиональный уровень подготовки, выстроить линию саморазвития и самосовершенствования как в научном контексте, так и общекультурном.

Полученные при проведении научных исследований знания и умения помогают студентам овладеть современными методами поиска, обработки и использования информации, освоить методы научного познания, отстаивать и защищать свое мнение. Активизация НИРС младших курсов закладывает основы для будущей научно-исследовательской работы на старших курсах обучения и способствует формированию исследовательской компетенции выпускника ВУЗа.

Процессная модель формирования учебно-исследовательских компетенций студентов высших образовательных учреждений в условиях кредитной системы обучения.

В качестве методологических основ процессной модели определены.

1. Системный подход избран в качестве методологического основания при проектировании

процессной модели формирования умений самообразовательной деятельности студента в кредитно-модульной системе организации обучения, поскольку именно он позволяет вполне однозначно определить состав входящих в систему компонентов.

2. Реализация личностно-деятельностного подхода Данный подход выступает практико-ориентированной тактикой исследования, играя ведущую роль при проектировании содержания, выборе форм, методов и средств формирования умений самообразовательной деятельности студента в кредитно-модульной системе организации обучения.

3. Рефлексивно-вариативный подход базируется на принципах вариативности, поддержки индивидуальности и позитивности перспективы.

Сконструированная модель представлена в исследовании взаимосвязанными структурными компонентами и отражает, с одной стороны, логику кредитно-модульной системы организации обучения, с другой стороны - управляемый, поступательный характер, непрерывность модулей освоения специальных дисциплин, что обеспечивает последовательность перехода от самостоятельной деятельности студента в рейтинге к рефлексивному взаимодействию субъектов в самообразовательной деятельности согласно мотивационно-целевому, содержательно-операциональному, результативно-оценочному этапам и модулям оперативного и промежуточного рейтинга Представление каждого этапа данной модели позволяет последовательно рассмотреть внутреннее содержание кредитно-модульной системы организации обучения, обосновать переход с одного этапа к другому.

Для данной модели характерны устойчивость, сохранение сущности в формировании умений самообразовательной деятельности студента, так как остаются неизменными его сущностные стороны: закономерные связи, подходы, принципы, элементы структуры, особенности функционирования как целого.

## Impact Factor:

|                          |                        |                      |
|--------------------------|------------------------|----------------------|
| ISRA (India) = 6.317     | SIS (USA) = 0.912      | ICV (Poland) = 6.630 |
| ISI (Dubai, UAE) = 1.582 | РИИЦ (Russia) = 0.126  | PIF (India) = 1.940  |
| GIF (Australia) = 0.564  | ESJI (KZ) = 9.035      | IBI (India) = 4.260  |
| JIF = 1.500              | SJIF (Morocco) = 7.184 | OAJI (USA) = 0.350   |

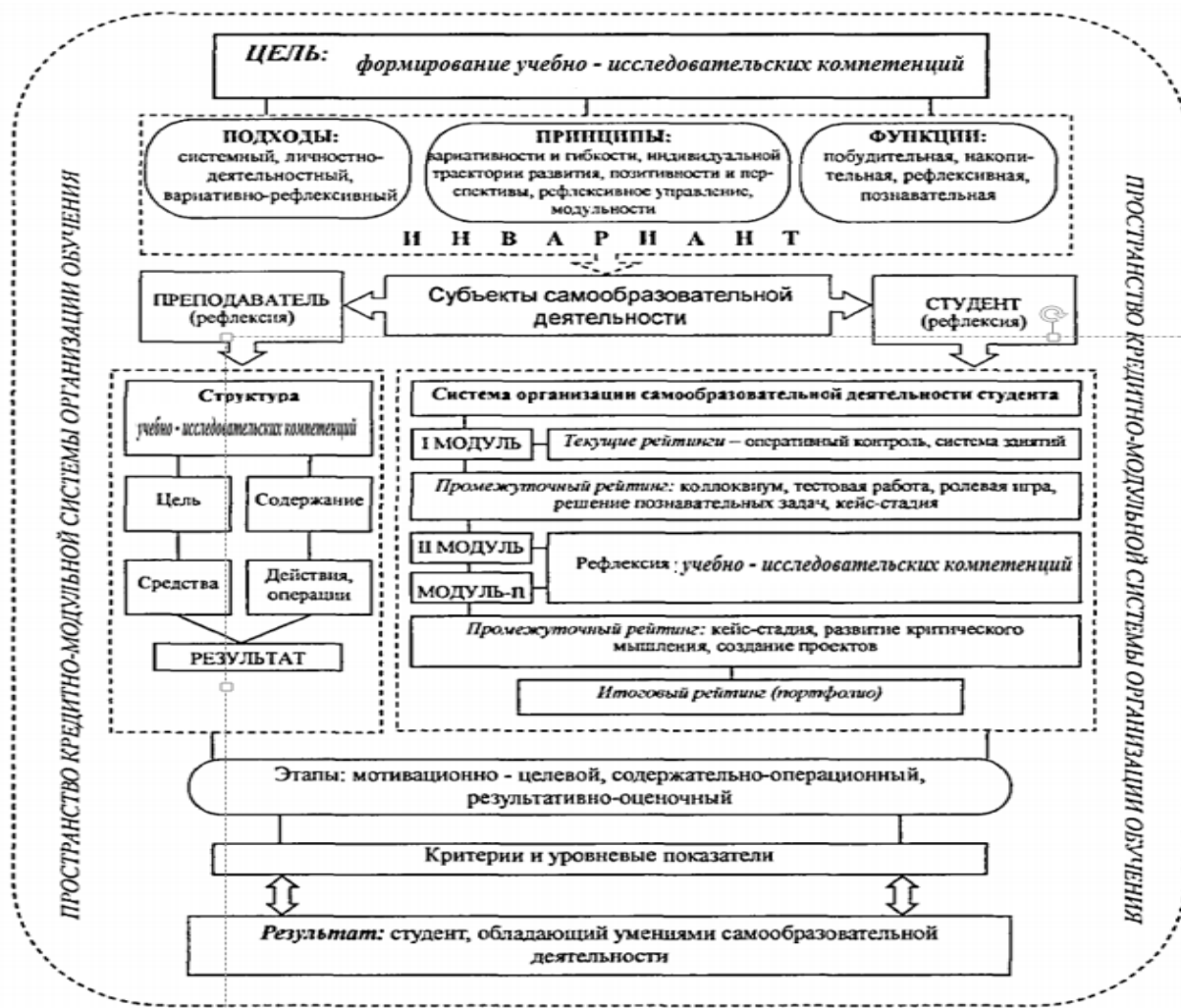


Рисунок 1 - Процессная модель формирования учебно-исследовательских компетенций студентов высших образовательных учреждений в условиях кредитной системы обучения

Результатом моделирования процесса формирования умений самообразовательной деятельности студента в кредитно-модульной системе организации обучения является выделение последовательности этапов (мотивационно-целевого, содержательно-операционного, результативно оценочного) и установленных между ними связей. Данная модель является комплексной, так как отражает развитие процесса формирования умений самообразовательной деятельности студента и кредитно-модульной системы организации образования, требует адекватного учета возможностей их изменений как в соединении этапов, так и в направлениях их развития, а также внутренних и внешних связей между ними.

На содержательно-деятельностном этапе реализации педагогического потенциала кредитно-модульной системы организации

обучения студента были созданы и реализованы в комплексе следующие педагогические условия:

- кредитно-модульная организация обучения понималась как открытая (по характеру взаимодействия с окружающей средой), концептуальная, нелинейная, идеальная, ее эмерджентным свойством выступают умения самообразовательной деятельности;

- формирование учебно-исследовательских компетенций строилось как поэтапный проективный процесс, связанный с включением студента в различные виды самостоятельных работ (воспроизводящие, реконструктивно-вариативные, эвристические, творческие), разработкой индивидуализированных проектов самообразовательной деятельности, обеспечивающих положительную динамику мотивов студента в формировании умений самообразовательной деятельности;



## Impact Factor:

ISRA (India) = 6.317  
ISI (Dubai, UAE) = 1.582  
GIF (Australia) = 0.564  
JIF = 1.500

SIS (USA) = 0.912  
РИИЦ (Russia) = 0.126  
ESJI (KZ) = 9.035  
SJIF (Morocco) = 7.184

ICV (Poland) = 6.630  
PIF (India) = 1.940  
IBI (India) = 4.260  
OAJI (USA) = 0.350

— созданием банка вариативного научно-методического сопровождения учебно-исследовательской работы студента (подготовлены силлабусы, учебно-методические комплексы, информационная база, привлечение современных разработок), создающего студенту пространство выбора технологий самообразовательной деятельности, побуждающих к активной самообразовательной деятельности;

— использование объективных методов оценки сформированности учебно-исследовательских компетенций студента, ориентированных на нормирование содержательных единиц в качестве диалектической альтернативы оценки в кредитах, что обогащает формы самооценки и самоконтроля студента.

## References:

1. Boyatzis, R., & Richard, E. (1982). *The Competent Manager: A Model for Effective Performance*. New York: John Wiley and Sons.
2. Derkach, A. A., & Kuzmina, N. V. (1993). *Akmeologija: puti dostizhenija vshin professionalizma*. (p.25). Moscow: RAU.
3. Zeer, Je.F., & Symanuk, Je.Je. (2005). Kompetentnostnyj podhod k modernizacii professional'nogo obrazovanija. *Vyshee obrazovanie v Rossii*, № 4, p.23.
4. Chitalin, N. A. (2005). *Mnogourovnevaja fundamentalizacija sodержanija professional'nogo obrazovanija*. (p.27). Kazan': Izd-vo Kazane. Un-ta.
5. Zolotceva, V. V., & Kozlova, JI. N. (2013). Sistema aktivnyh metodov obuchenija i razvitie professional'noj kompetentnosti. *Srednee professional'noe obrazovanie*, № 3, p.52.
6. Shishov, S. E., & Agapov, I. G. (2002). Kompetentnostnyj podhod k obrazovaniju: prihot' ili neobходimost'? *Standarty i monitoring v obrazovanii*, №2, p.58.
7. Seredenko, P. V. (2013). *Formirovanie issledovatel'skih kompetencij u vypusnikov pedvuzov: monografija*. (p.16). Jyzhno-Sahalinsk: izd-vo SahGU.
8. Alekseev, N. A. (2005). *Profil'noe obuchenie v kontekste lichnostno-orientirovannogo obrazovanija*. (p.25). Tumen': Legion-Grupp.
9. Galagan, A. N., & Prjashnikova, O. D. (2002). *Urovni obrazovanija, stepeni i diplomy vysshih uchebnyh zavedenij v zarubezhnyh stranah: obzornyj doklad / pod red. A. Ja.Savel'eva*. (p.24). Moscow: NIIVO.
10. Lerner, P. S. (2007). Proektirovanie obrazovatel'noj sredy po formirovaniju proforientacionno znachimyh kompetentnostej uchashhihsja. *Shkol'nye tehnologii*, №5, p.86.
11. Adol'f, V. A. (1998). *Professional'naja kompetentnost' sovremennogo uchitelja*. (p.18). Krasnojarsk: KGU.
12. Golub', L. A. (2006). *Formirovanie issledovatel'skoj kompetentnosti pedagoga v sisteme dopolnitel'nogo obrazovanija*: dis. kand. ped. nauk. (p.25). Izhevsk.
13. Grebenuk, T. B., & Bryzgalova, S. I. (2005). *Nauchno-issledovatel'skie kompetencii soiskatelja uchenoj stepeni kandidata pedagogicheskikh nauk: postanovka problemy*. Modernizacija sistemy professional'nogo obrazovanija na osnove reguliruemogo jevolucionirovanija: materialy IV Vseros. nauch.-prakt. konf. Ch. 2, (p.3). Cheljabinsk.
14. Aleksanova, G. T., & Aleksanova, S. A. (2016). Formirovanie issledovatel'skoj kompetencij u studentov vuza v uslovijah perehoda na novye standarty obuchenija. *Nauchno-metodicheskij jelektronnyj zhurnal «Koncept»*, № S3, p.1.

## Impact Factor:

ISRA (India) = 6.317  
ISI (Dubai, UAE) = 1.582  
GIF (Australia) = 0.564  
JIF = 1.500

SIS (USA) = 0.912  
ПИИИ (Russia) = 0.126  
ESJI (KZ) = 9.035  
SJIF (Morocco) = 7.184

ICV (Poland) = 6.630  
PIF (India) = 1.940  
IBI (India) = 4.260  
OAJI (USA) = 0.350

SOI: [1.1/TAS](#) DOI: [10.15863/TAS](#)

### International Scientific Journal Theoretical & Applied Science

p-ISSN: 2308-4944 (print) e-ISSN: 2409-0085 (online)

Year: 2021 Issue: 04 Volume: 96

Published: 03.04.2021 <http://T-Science.org>

QR – Issue



QR – Article



**Q.Q. Rayimov**  
Andijan State University  
Basic doctoral student

## SYSTEM ANALYSIS OF LANGUAGE AND SPEECH PARADIGMS

**Abstract:** This article discusses and addresses the issue of systematic analysis of language and speech paradigms, which has not been seriously studied so far.

**Key words:** paradigm, paradigmatic approach, language and speech research.

**Language:** English

**Citation:** Rayimov, Q. Q. (2021). System analysis of language and speech paradigms. *ISJ Theoretical & Applied Science*, 04 (96), 37-41.

**Soi:** <http://s-o-i.org/1.1/TAS-04-96-8> **Doi:**  <https://dx.doi.org/10.15863/TAS.2021.04.96.8>

**Scopus ASCC:** 1203.

### Introduction

UDC: 81'373.22

Uzbek linguistics has passed through the stages of empirical, theoretical knowledge and risen to the meta-theoretical stage. As a result, there was a need to revisit the language and speech phenomena studied at different stages of language development. Because when a certain paradigm fails to reveal one or another feature of language and speech, there is a need for a new paradigm. The new paradigm, on the other hand, works on the basis of new principles, based on the principles of the old paradigm. From this point of view, the current period of Uzbek linguistics can be explained by the emergence of new paradigms, new principles. Today, research in Uzbek linguistics is developing on the basis of new principles. In particular, the anthropological perspective on language is growing. The cognitive approach is relevant in the study of language phenomena. This is due to the fact that the attention within the government within our language has influenced the fact that man is the main factor in the approach to language.

### MAIN PART

If we look at the stages of development of Uzbek linguistics, today it has gone through a long period before entering the meta-theoretical stage. In the

period up to the 90s, he took the general methodological aspect, the criterion of description, from the mold of Russian linguistics. Although the methodological description and criterion fell into the general pattern, Russian linguistics became the criterion in terms of conclusions and definitions, based on the general universal state of the language. This in its time prevented an objective conclusion. This is because the Uzbek language and its structural structure, although in accordance with the universal rules of Russian linguistics, differed in specific aspects. After gaining independence, Uzbek linguistics has determined its path of development. In particular, prof. A.Nurmonov<sup>1</sup>, N.Mahmudov, A. Hojiev, G'. On the basis of the services of such scientists as Abdurakhonov, H. Nematov, it has risen to a new level. It received its assessment on the basis of fluoristic views. As a result, each language unit has a definition beyond a particular political superstructure. Uzbek linguistics has created its own methodology. It is true that Uzbek linguistics has copied methods and methodology from Russian linguistics for a hundred years, but it has not deviated from its path of development. A.Navoiy, Z.M.Bobur, M. Zamakhshariy, M. Kashgari, A. It developed on the basis of the services of scholars such as Fitrat and set its own path of independent development. As a result, a theory of national linguistics emerged.

<sup>1</sup> Nurmonov A. Selected Works, Volumes I-II-III. T. : Akademiashr, 2015.

## Impact Factor:

**ISRA (India) = 6.317**  
**ISI (Dubai, UAE) = 1.582**  
**GIF (Australia) = 0.564**  
**JIF = 1.500**

**SIS (USA) = 0.912**  
**PIIHQ (Russia) = 0.126**  
**ESJI (KZ) = 9.035**  
**SJIF (Morocco) = 7.184**

**ICV (Poland) = 6.630**  
**PIF (India) = 1.940**  
**IBI (India) = 4.260**  
**OAJI (USA) = 0.350**

Academician A.Xojiev prof. A.Nurmonov, prof. H.Nematov, prof. N.Mahmudov, prof.

National linguistic theories of such scientists as G. Abdurahmanov appeared. In this sense, new perspectives have emerged in the concept of language and speech. An objective assessment of our language began.

The phenomenon of synonymy has different tariffs. However, these definitions do not justify themselves today in terms of certain conclusions. Differences occur, especially at the language and speech stage.

In later periods, there are different views on the relationship between language and speech. In our opinion, it is expedient to classify and interpret language and noun on the basis of paradigms. Because the paradigm is most conducive to mutual conflict

Among the paradigms of language and speech, the synonymous paradigm occupies a special place. Because synonyms have a special place in the realization of speech. In the periods of our linguistics up to the present day, synonyms have been given different definitions, and paradigm elements have been interpreted differently. In the views to date, the main member has been the diversity of form and the uniformity of meaning \*. At the present metanotheoretical stage of our linguistics, it is necessary to look at the phenomenon of synonymy differently. While form and content were seen as the primary standard in the phenomenon of synonymy, a pragmatic aspect has also emerged today that has frustrated the standard of form and content. Analyzed from an anthropolinguistic point of view, any content can be onomaseologically equivalent to a particular form. This indicates that the above definition is incomplete. For example, a person working at a research institute is told, "Today there is a scientific-theoretical seminar. Then you have to report. The lecture will start at 16:00 as usual. We would like to inform you that the lecture will be held in a large hall." The speaker said, " I understand that my lecture stayed at home. I will bring my lecture, of course, I will give a lecture at 16:00," he said, which means that the researcher will give a lecture. Both in form and in semantic relation, the above is true. However, on the basis of the contractual relationship between the speaker and the listener, a different content can be understood through the above forms (words). That is, we can understand that the word speaker means speech, sitting, and it is the speaker's turn. "My lecture stayed at home," he said, "My money stayed at home." This is a pragmatic process in a speech situation. To understand the pragmatic content, words such as "scientific research institute", "scientific theoretical seminar", "lecture" in their sense are the basis for the correct formation of the sentence. But its figurative meanings emerge from a pragmatic point of view. It is clear from the above that any form can adapt to different meanings. Hence, the lexical analysis of the

relation of form and meaning requires a certain change in the definition given to the phenomenon of synonymy. Therefore, in our opinion, it is necessary to add a pragmatic member to the definition given to the phenomenon of synonymy. However, the relationship of form and meaning in the definition given to the phenomenon of synonymy remains the main benchmark. Only the definition of the speech process, the style, clarifies the situation. In it, the contractual relationship between the speaker and the listener comes to the fore. For example, words such as dollar, greens, cabbage do not form a synonymous line in terms of literary language. Or words like girl, lanka, danap, pat, teapot, flower also do not form a synonymous line in terms of literary language. However, it is methodologically synonymous within certain groups. It is therefore necessary to add a pragmatic member to the synonymous paradigm. From a sitemic point of view, the boundaries of synonymous words cannot be defined if the basis for the phenomenon of synonymy is the diversity of form, the uniformity of meaning. For example, if the word money is interpreted as a unit of communication in terms of literary language, it can be pragmatically synonymous from the professional point of view of the speaker: money is a book for teachers, mud for builders, puck for drivers, syringe for doctors, bread for novices, ketmon in the eyes of gardeners, seedlings in the eyes of gardeners, sheep or cattle in the eyes of cattle breeders, boots or boots in the eyes of artisans, stitches in the eyes of carpenters, razors in the eyes of hairdressers, pat in the eyes of artists, decisions in the eyes of government officials, cases in the eyes of police . Apparently, the definition of a series of synonyms is pragmatically infinite and limitless. Therefore, in our opinion, the synonymous paradigm needs to be reconsidered.

Only as we become more and more aware of the nature of language and its essence in human life do new questions arise, and the need to re-examine previous questions and their answers grows. "Linguistics is an empirical science in which theoretical ideas are always formed on the basis of the analysis of accumulated evidence. Therefore, the interest of linguists in the study of the basic structural units of language (phoneme, morpheme, word, sentence, etc.) is inevitable. But in order to fully understand the essence of language, in addition to the external phenomena, it is necessary to study the organizational parts of human linguistic activity, the phenomena within it "[3:15].

Nowadays, the semantic and onomasiological study of language units narrows the scope of analysis of linguistic units. The pragmatic analysis of language units is one of the most pressing issues of our modern linguistics. This is because pragmatic analysis provides ample opportunity to analyze unexplored aspects of linguistic units.

## Impact Factor:

ISRA (India) = 6.317  
ISI (Dubai, UAE) = 1.582  
GIF (Australia) = 0.564  
JIF = 1.500

SIS (USA) = 0.912  
PIHIQ (Russia) = 0.126  
ESJI (KZ) = 9.035  
SJIF (Morocco) = 7.184

ICV (Poland) = 6.630  
PIF (India) = 1.940  
IBI (India) = 4.260  
OAJI (USA) = 0.350

"The pragmatic features of linguistic activity, the study of the factors that give rise to these features, are important in determining the social nature of language. This makes it possible to find evidence that linguistic communication takes place in accordance with social and psychological laws, and at the same time the development of the language system. It can be said that the starting point for the development of the language system begins with pragmatics. This is a phylogenetically and ontologically sound claim "[3:37]. Hence, linguistic analysis should begin with pragmatics.

"The syntax and semantics of linguistic units are lacking for a complete description of these units. Only when pragmatics is added to syntax and semantics do they find their true interpretation. For example: The phrase "enjoying all the time" expresses the proposition of certain individuals and their situation in a particular time and place. However, this alone is not enough to make the proposition expressed by the sentence clear to the speakers. To do this, the speakers need to have a general knowledge of the specific groups and their situation that are enjoying their time, of the specific space and time that is taking place. Because not all people in the world can enjoy their time "[2: 245]. Hence, the above sentence must be related to specific individuals, specific space and time. The study of such a relationship between the proposition expressed by the sentence and the state of speech constitutes the pragmatic side of the sentence.

If it were up to me, I would say that we Uzbeks are a very pragmatic people. Because the possibilities of image and expression of the Uzbek language are so wide, a single syntactic device can be analyzed in several different semantic and pragmatic ways. If the syntactic constructions in the Uzbek language are not understood as "Nimkosa under the cup", "My daughter is talking to you, my daughter-in-law is listening to you", their content will remain kempt. Pragmatic analysis is directly related to the speech context. For example: "Ernesto Valverde's chair also shook as a result of Barcelona's loss of 3 points in a row" (from a football commentary. Diyor Imamkhodjaev). It is well known that coaches whose teams do not show satisfactory results will resign. "Human consciousness is so perfect that it can perceive the associative connections between events" [5:67]. In the example above, the fact that Ernesto Valverde is also on the verge of resignation is "shaken" - it is clear from the syntactic device. However, the presuppositional meaning of this sentence in the plan of expression is understood as Ernesto Valverde injuring a chair intended for some kind of sitting. But pragmatic analysis leads to the

main content of the sentence. That is, it is understood that the coach is on the verge of resigning. It's just a catchphrase in a football commentary. In fact, such a range of meanings of language units is very wide.

"In order to understand information correctly, in addition to the speakers' knowledge of language, it is necessary to add the listener's knowledge of the world, including the knowledge of the social situation used, knowledge of the psyche of the speakers and other knowledge." [2: 244] All of the above knowledge will be equally needed in the process of understanding information. Therefore, only by considering the interrelationship of this knowledge can we come closer to understanding the essence of the speech process.

The pragmatic study of the Uzbek text provides a great opportunity for the researcher to shed light on aspects of linguistic units that have been overlooked in traditional linguistics. The study of syntactic units such as text in this way opens the way to determining their place in the pragmasemantic system.

The phenomenon of synonymy is one of the most studied issues in linguistics<sup>2</sup>. But the current development of our linguistics requires the study of the phenomenon of synonymy not only at the lexical, grammatical level, but also pragmatically. In particular, the study of this phenomenon in the context of language and speech reveals its unique new features. Because the system raises the problem of studying the problem of lexical synonymy from a new perspective, which is described in detail in lexicology and modern semiotics and onomasiology linguistics<sup>3</sup>. Therefore, there is a need to analyze this phenomenon in the interaction of language and speech, as well as in the interaction (opposition)<sup>4</sup>. In the language stage, the phenomenon of synonymy exists as a specific pattern, forming a commonality with the meaning of nouns and expressions. For example: Synonyms such as aft, bashara, doxt, shixt, yuz, oraz, chehra, jamal form a line of synonyms with the meaning of the name.

If the words in a synonymous row are denoted by S, their number by N, then CNqN. Because the condition of synonymy is that the meaning of the name is the same. No matter how many words there are, they all generalize with the meaning of the noun. This model-pattern reflects lexical synonymy at the language stage. If it reflects the synonymy at the grammatical level, then if we define the grammatical form GrShN instead of the word-S, the synonymous condition of the grammatical form or word form will be the same as the meaning of the expression - the grammatical meaning. Such grammatical synonymy is called GrShNqIgr.m in the language stage. can be represented by a mold-model. The above situation is

<sup>2</sup> See; Hojev A. Annotated dictionary of synonyms of the Uzbek language. T., 1974, pp. 3-6; Veshl L. M. Sovremennaya lingvisticheskaya semantika. M., 1990, pp. 151-154. Novikov L.A. Semantics of the Russian language. M., 1982, pp. 222-242.

<sup>3</sup> Toirova G. Problems in teaching lexical synonyms. Uzbek language and literature.

<sup>4</sup> See. Rakhimov U. Kosa. half cup at the bottom of the bowl. Andijan. 1995, p.17.

## Impact Factor:

ISRA (India) = 6.317  
ISI (Dubai, UAE) = 1.582  
GIF (Australia) = 0.564  
JIF = 1.500

SIS (USA) = 0.912  
ПИИЦ (Russia) = 0.126  
ESJI (KZ) = 9.035  
SJIF (Morocco) = 7.184

ICV (Poland) = 6.630  
PIF (India) = 1.940  
IBI (India) = 4.260  
OAJI (USA) = 0.350

repeated even if the phenomenon of synonymy is within the context of syntactic integrity-words and sentences. Only the synonymous row element remains a phrase or sentence. If we define a phrase as SBN. In that case, the pattern of such synonymy at the linguistic stage is expressed as SBNqNsb. If the element of a synonymous series is a sentence, we define the sentence as G, then the language-level model of such a synonym can be expressed as GNqN. If a synonymous row element is text, it can be represented by a TNqN-style model. Summarizing the above cases, it looks like this:

1. С<sub>НКН</sub>-лексик синонимия
2. ГрШ<sub>НКИ</sub>-морфологик синонимия
3. Г<sub>НКН</sub>-синтактик синонимия
4. СБ<sub>НКН</sub>-синтактик синонимия
5. Т<sub>НКН</sub>-матн синонимияси

We have considered the linguistic stage patterns of the phenomenon of synonymy based on the condition that the noun and expression meanings of a word, grammatical form, phrase, sentence, text are equal to each other.

There is a peculiar complexity in the speech-stage manifestations of the considered patterns. Such complexity can even reach infinity. The phenomenon of synonymy forms a synonymous series with the equivalence of expression and pronoun meaning or pragmatic meaning in the speech stage. Synonyms that form a synonymous row with a pragmatic meaning are called pragmatic<sup>5</sup>. The discrepancy between their meanings is related to the speech process.

For example: the word "aft" lexically means "face". But the speech situation, depending on the objective situation, sometimes also represents a superficial meaning. Because in a speech situation, if a child-listener is dirty, the speaker says to him, "Look at your face!" uses the phrase. From an objective point of view, the meaning of the word "aft" is understood by any linguist in the form of an overcoat. That is, in speech, the word "aft" has a specific meaning, combines with the word "dress-head" in a hive and forms a synonym.

Sometimes, based on the speech situation and context, the word "aft" also refers to the worldview, speech, level of knowledge. If the speaker utters thoughts or words that are not acceptable to the audience, the listener will say to him, "Look at his face!" uses the phrase. From the speech situation and the objective situation, we understand the general worldview, not the face of a person, by the word "aft". Many can cite the fact that the occurrence of such a situation is related to the speech situation. The

meaning of the word "AFT" in relation to a particular speech situation is a pragmatic meaning<sup>6</sup>. Therefore, as discussed above, the fact that the meaning of the word "aft" is equally pragmatic, which is equivalent to the meanings expressed by the words "top-down", "worldview", requires an analysis of the specifics of this phenomenon at the speech stage.

It has become a tradition to analyze the features of the phenomenon of synonymy at the lexical level on the basis of four different approaches. Lexical synonymy is explored on the basis of semantic similarity, free exchange in the mutual paradigm, methodological similarity, and contextual-textual connection<sup>7</sup>. Synonyms separated on the basis of logical connection are determined by the similarity of meanings associated with the speech situation in the speech process. Therefore, they can be called synonyms, and in some cases they are also called denotative synonyms, and it is said that they are somewhat limited by linguistic synonymy<sup>8</sup>.

When the phenomenon of synonymy is approached as a category, it becomes clear that it is a linguistic, semantic, pragmatic category. Synonymy as a linguistic category does not interact with pragmatic synonymy. The basics of making them a hive will also vary. Lexical synonymy is defined as a linguistic category and forms a hive with a common noun meaning. Pragmatic synonymy, on the other hand, is a semantic category in which the meanings of words in a speech situation are intertwined. The meanings of words in relation to the speech process are occasional meanings and do not participate in this meaning in any other speech situation. It may even have a meaning that is not the same as the name. The occurrence of such a situation is influenced by the speech process, the speech situation, the non-verbal tone, the gesture, the contractual relationship between the speaker and the listener. For example: the word balance is lexically a calm, stable state of bodies under the influence of equal forces in opposite directions; the equilibrium of opposing forces, the relative stagnation caused by the harmonization, represents the tranquility<sup>3</sup>. This word can form a synonymous nest with the word "relationship" in a particular speech situation: The relationship between natural phenomena — the balance between natural phenomena.

Sometimes it is synonymous on the basis of interdependence. It is therefore relevant today to generalize all of them under the name of a common name-pragmatic synonym, to reveal the peculiarities or distinguishing features of the microsystems within it.

<sup>5</sup> See. A.Nurmonov et al. Theoretical grammar of the Uzbek language (morphology) T., 2001. Pages 8-10.

<sup>6</sup> Rahimov U. Presupposition of downloads in Uzbek language. ND. Samarkand, 1994. p.64.

<sup>7</sup> Novikov L.A. Semantics of the Russian language M., 1982, pp. 222-223.

<sup>8</sup> Novikov L.A. Semantics of the Russian language M., 1982, pp. 224.

## Impact Factor:

ISRA (India) = 6.317  
ISI (Dubai, UAE) = 1.582  
GIF (Australia) = 0.564  
JIF = 1.500

SIS (USA) = 0.912  
PIHII (Russia) = 0.126  
ESJI (KZ) = 9.035  
SJIF (Morocco) = 7.184

ICV (Poland) = 6.630  
PIF (India) = 1.940  
IBI (India) = 4.260  
OAJI (USA) = 0.350

Contextual, denotative, occult, presuppositional synonyms emphasized in the literature differ from lexical synonyms. They form a hive with speech-pragmatic meanings, not with noun meanings.

Pragmatic synonymy is a macrosystem that is in opposition to lexical synonymy and is defined on the basis of this contradiction. Microsystems formed by synonyms defined on the basis of lexical categories become an element of the lexical synonymy macrosystem. Synonyms defined by pragmatic categories: occasional, contextual, presuppositional synonyms form an microsystem and become an element of the macrosystem of pragmatic synonymy.

The relationships between the elements that make up a synonymous macrosystem vary, and they have a separate article scope. So we didn't dwell on them.

### Conclusion

In short, the onomosiological analysis of the phenomenon of synonymy reveals its peculiar new aspects. This has a special place in the study of other linguistic units related to the phenomenon of synonymy. Especially hermeneutics in literature is of special importance as one of the members that reveals the essence of scientific research in the pragmatic direction of linguistics.

### References:

1. Nurmonov, A., et al. (2001). *Theoretical grammar of the Uzbek language (morphology)*. (pp.8-10). Tashkent.
2. Rahimov, U. (1994). *Presupposition of downloads in Uzbek language*. ND. (p.64). Samarkand.
3. Novikov, L.A. (1982). *Semantics of the Russian language*. (pp.222-223). Moscow.
4. Hojev, A. (1974). *Annotated dictionary of synonyms of the Uzbek language*. (pp.3-6). Tashkent.
5. (1981). *Annotated dictionary of the Uzbek language*. 1 tom. (p.475). Moscow.
6. Eshmuminov, A. (n.d.). Problems of creating national corpus of the uzbek language (level of synonyms). *Theoritically applied sciense*, 5 (73), 47-50.
7. Eshmuminov, A. (2019). Norms of creating a synonymous base of the national corpus of the Uzbek language. *Word art, Journal of Word Art* #3, 29-33.
8. Veshl, L. M. (1990). *Sovremennaya lingvisticheskaya semantika*. (pp.151-154). Moscow.
9. Novikov, L.A. (1982). *Semantics of the Russian language*. (pp.222-242). Moscow.
10. Toirova, G. (2010). Problems in teaching lexical synonyms. *Uzbek language and literature*, №6, 22-25.

## Impact Factor:

ISRA (India) = 6.317  
ISI (Dubai, UAE) = 1.582  
GIF (Australia) = 0.564  
JIF = 1.500

SIS (USA) = 0.912  
PIHLI (Russia) = 0.126  
ESJI (KZ) = 9.035  
SJIF (Morocco) = 7.184

ICV (Poland) = 6.630  
PIF (India) = 1.940  
IBI (India) = 4.260  
OAJI (USA) = 0.350

SOI: [1.1/TAS](https://doi.org/10.1/TAS) DOI: [10.15863/TAS](https://doi.org/10.15863/TAS)

## International Scientific Journal Theoretical & Applied Science

p-ISSN: 2308-4944 (print) e-ISSN: 2409-0085 (online)

Year: 2021 Issue: 04 Volume: 96

Published: 03.04.2021 <http://T-Science.org>

QR – Issue



QR – Article



Bobir O'razboy o'g'li Tashbaev

Tashkent State Economic University

Department of Corporate Economics and Business Analysis

## OPTIMIZATION OF PUBLIC DEBT MANAGEMENT

**Abstract:** scientific proposal and conclusions were made on the analysis of internal and external debts of the state, budget deficit and its borrowed financing, transitional economy, analysis of Public Debt Policy and its effectiveness.

**Key words:** State Budget, State Internal Debt, State external debt, debts, International Monetary Fund, World Bank, Corporation, Finance, bank.

**Language:** English

**Citation:** Tashbaev, B. O. (2021). Optimization of public debt management. *ISJ Theoretical & Applied Science*, 04 (96), 42-44.

**Soi:** <http://s-o-i.org/1.1/TAS-04-96-9> **Doi:**  <https://dx.doi.org/10.15863/TAS.2021.04.96.9>

**Scopus ASCC:** 2000.

### Introduction

UDC: 336.1(575.1)

The problem of the formation of a management system in the context of ensuring macroeconomic stability of the debt burden on the Yaim of the state is attributed to two intertwined aspects, namely the macroeconomic policy of the country and the multifaceted aspects of the crisis situations in the world economy in the context of globalisation. These two aspects embody a wide arsenal of key factors that affect domestic debt and external debt, creating opportunities for managing gross sovereign debt, aimed at ensuring the optimal level of financial expenditure in the future for the state.

Management of public debt in a narrow sense means the emission and placement of public debt obligations, the provision of services to public debt, payment and re-financing, as well as the sum of measures related to the regulation of the state securities market. Debt management in a narrow sense is carried out by executive authorities, mainly the Ministry of Finance and the Central bank[1].

Such a trend was observed in the debt policy of developing countries, which made progress in the 2 December of the XXI century and was rapidly developing, the average growth rate of gross sovereign public debt was higher than the growth rate of Yaim.

In the analysis of the state of external debt of states with a transitional economy in the 90-ies of the last century and in the beginning of 2000-ies, the following characteristics and trends have shown that they are taking place:

- the growth rates of external debt of countries with a transitional economy have been lower than the growth rates of the gross domestic product of these countries, which indicates a slight decrease in the burden of external debt on the economy of these countries;

- serious silences were not observed in increasing the creditworthiness of the countries of this group, since a decrease in the rate of growth of external debt occurred with an increase in domestic debt, which has a shorter-term structure compared to external debt ;

- significant changes in the composition of external debt the share of external debt in the form of government securities increased to the account of a decrease in the share of bank loans. The study showed that this is not a direct foreign investment, it is a credit capital, and the creditor has become the main form of debt policy of the countries towards borrowers. We have exactly exceeded the risks associated with foreign loans, the process: short-term debt is becoming a bit difficult for the private sector to secure its obligations in foreign currency due to orientation. The peculiarity of the debt policy in the Republic of Uzbekistan and its composition are determined mainly

## Impact Factor:

|                         |                |                       |                |                     |                |
|-------------------------|----------------|-----------------------|----------------|---------------------|----------------|
| <b>ISRA (India)</b>     | <b>= 6.317</b> | <b>SIS (USA)</b>      | <b>= 0.912</b> | <b>ICV (Poland)</b> | <b>= 6.630</b> |
| <b>ISI (Dubai, UAE)</b> | <b>= 1.582</b> | <b>ПИИИ (Russia)</b>  | <b>= 0.126</b> | <b>PIF (India)</b>  | <b>= 1.940</b> |
| <b>GIF (Australia)</b>  | <b>= 0.564</b> | <b>ESJI (KZ)</b>      | <b>= 9.035</b> | <b>IBI (India)</b>  | <b>= 4.260</b> |
| <b>JIF</b>              | <b>= 1.500</b> | <b>SJIF (Morocco)</b> | <b>= 7.184</b> | <b>OAJI (USA)</b>   | <b>= 0.350</b> |

by the favorable situation in the world energy market today and in the future. Its peculiarity is that with the absolute change in the size of the state debt of the Republic of Uzbekistan, the factors affecting its composition and flour are also changing. There are also concerns about the increase in the volume of corporate debt, as a result of which it takes the form of public debt, since corporations in most cases are not able to pay debts independently. These corporations are of particular importance in the economy of the Republic of Uzbekistan, in order to prevent economic security, and then the state will be forced to add to its debt. Currently, the corporate debt system is undergoing structural changes.

- the share of banks is increasing, the share of non-financial institutions is decreasing. In this regard, it should be noted that one of the impossible reasons for the formation of a corporate debt management system is the uncertain determination of the legal and financial situation of existing public corporations. Corporations must help the state to effectively attract a large amount of capital to its economy, that is, the state is given the right to carry out the function of reproduction on the basis of new innovation on the basis of the economy, which is one of its main functions.

The problem of existing corporations is that they have introduced a secondary system of outsourcing, and their widespread use, public procurement and financial flows, the shortcomings in the legislation on the implementation of these processes, in particular in the normative documents on public procurement, in turn, lead to an increase in the costs of corruption and non-production. The analysis of financial resources and state assets of existing corporations of the state share and its actions are excluded from the control of the Accounting Chamber of the Republic of Uzbekistan. Such a situation is usually at risk of ineffective use of the existing system of managing the activities of enterprises with a state share and their main molifvi funds. In the course of the study, it was found that there is no direct correlation between the volume of available resources in the organization of Real, sector of the bank or economy, including the state financial support provided and the change in the value of their external debt.

Among the main reasons for this situation, it is primarily due to the fact that there is an opportunity to independently determine the priorities for the use of available resources by enterprises, since the financial support of the state, as a rule, is not associated with the obligation to carry out calculations on external debt, but also the need to carry out these calculations

The increase in the economic independence of the structural structures of enterprises, in some cases, leads to an increase in their indebtedness, and as a result, the debt obligations of the Republic of Uzbekistan also increase. Due to the ineffectiveness of the economy of the regions, more transfers to the

regional budgets are required. Most regions are depressed and the situation is improving very slowly.

Thus, it is still not possible to significantly reduce the debt obligations of the regions. The study showed that the external debt problems of the Republic of Uzbekistan are associated with the outflow of capital. At the same time with the external debt of the Republic of Uzbekistan, the withdrawal of capital is observed. Therefore, it is necessary to implement measures to reduce capital inflow from the Republic of Uzbekistan.

In addition, the Republic of Uzbekistan needs a balanced export-import policy of the state. If the export exceeds the volume of imports for individual countries and goods, the real debt of the Republic of Uzbekistan may decrease, taking into account the credit disbursements from the Republic of Uzbekistan to individual countries. This approach requires the improvement of the account of foreign trade operations and the development of appropriate regulatory and methodological materials, as well as the interaction of the foreign debts of the Republic of Uzbekistan before certain countries with the Export-import Policy of the Republic of Uzbekistan in relation to these countries. Great attention should be paid to the indirect obligations of the Republic of Uzbekistan and its authorized bodies.

Obligations in this category are not considered financial institutions of Uzbekistan and include external obligations of credit organizations. In recent years, the volume of debt in this category has grown at the highest rate. Although indirect liabilities are not directly related to the country's obligations, their size is taken into account when assessing the country's overall solvency.

The study showed that the penetration of financial resources into the economy of the Republic of Uzbekistan, which is in the form of external debt, is not associated with the growth of the gross domestic product of the country. A small percentage of the financial resources available for debt leads to an increase in the GDP. Economic and mathematical analysis showed that the growth of the total debt of the Republic of Uzbekistan affects the growth of the GDP very little. Some factors have a serious impact on the growth of the ICO, in particular, borrowing factors before Securities and other creditors in foreign currency.

Loans of international financial organizations, borrowing by government agencies, debts of monetary and credit agencies have a negative impact on the growth of the economy of the Republic of Uzbekistan. The study showed that the proposed method of determining the relationship of various forms of borrowing with the change in the rate of Return allows to determine the priority directions necessary to work to reduce the external debt of the Republic of Uzbekistan.



|                       |                                 |                               |                             |
|-----------------------|---------------------------------|-------------------------------|-----------------------------|
| <b>Impact Factor:</b> | <b>ISRA (India) = 6.317</b>     | <b>SIS (USA) = 0.912</b>      | <b>ICV (Poland) = 6.630</b> |
|                       | <b>ISI (Dubai, UAE) = 1.582</b> | <b>PIHII (Russia) = 0.126</b> | <b>PIF (India) = 1.940</b>  |
|                       | <b>GIF (Australia) = 0.564</b>  | <b>ESJI (KZ) = 9.035</b>      | <b>IBI (India) = 4.260</b>  |
|                       | <b>JIF = 1.500</b>              | <b>SJIF (Morocco) = 7.184</b> | <b>OAJI (USA) = 0.350</b>   |

In conclusion, we can say that such directions, arising as a result of the analysis, should include the priority reduction of debts before international

financial institutions, as well as the reduction of debts of the government and other subjects, the debt of monetary authorities.

## References:

- (n.d.). Retrieved from <http://psychologyandeducation.net/pae/index.php/pae/article/view/1707/153>
- Tashbayev, B. Y. (2021). *Budget deficits va uni karzli moliyalashtirish mehanimini takomillashtirish*. Monograph. (p.134). Tashkent: Iktisodiet.
- Sheremet, A.D., & Ionova, A. F. (2007). *Enterprise finance: management and analysis*. (p.479). Moscow: INFRA-M.
- Utkin, E. A. (2001). *Financial management*. (p.197). Moscow: Zertsalo.
- Romanovsky, M. V., et al. (2018). *Finance, monetary circulation and credit*. (p.523). Moscow: Yurayt.
- (n.d.). official website of the Government of the Republic of Uzbekistan. Retrieved from <http://www.gov.uz>
- (n.d.). official website of the Ministry of Finance of the Republic of Uzbekistan. Retrieved from <http://www.mf.uz>
- (n.d.). official website of the State Statistics Office of the Republic of Uzbekistan. Retrieved from <http://www.stat.uz>
- Raximova, G. M., Abdulyayeva, S., & Pirimkulov, O. M. (2020). Features of audit of small and medium-sized enterprises. *Theoretical & Applied Science*, №. 6, pp.101-105.
- Raximova, G. M. (2020). Problems of accounting and audit of fixed assets. *International Scientific Journal ISJ Theoretical & Applied Science*, Philadelphia, USA, №. 05.
- Rahimova, G. M. (2020). Praktika ucheta i audita osnovnyh sredstv. *Problemy sovremennoj nauki i obrazovaniya*, №. 7 (152).
- Raximova, G., Abdullayev, A., & Yusupova, M.. (2020). *Buxgalteriya hisobi*. Darslik. (p.494).
- Murodovna, R.G. (2021). Analytical procedure in an audit of fixed assets. *International Journal of Financial Management and Economics International Journal of Financial Management and Economics*, 4(1): 41-45. ISSN: 2617-9210.

## Impact Factor:

ISRA (India) = 6.317  
ISI (Dubai, UAE) = 1.582  
GIF (Australia) = 0.564  
JIF = 1.500

SIS (USA) = 0.912  
PIHLI (Russia) = 0.126  
ESJI (KZ) = 9.035  
SJIF (Morocco) = 7.184

ICV (Poland) = 6.630  
PIF (India) = 1.940  
IBI (India) = 4.260  
OAJI (USA) = 0.350

SOI: [1.1/TAS](#) DOI: [10.15863/TAS](#)

## International Scientific Journal Theoretical & Applied Science

p-ISSN: 2308-4944 (print) e-ISSN: 2409-0085 (online)

Year: 2021 Issue: 04 Volume: 96

Published: 03.04.2021 <http://T-Science.org>

QR – Issue



QR – Article



Bobir O'razboy o'g'li Tashbaev

Tashkent State Economic University

Department of Corporate Economics and Business Analysis

## ANALYSIS OF THE EFFECTIVENESS OF PUBLIC DEBT MANAGEMENT

**Abstract:** *the article presents scientific proposals and conclusions on the analysis of Public internal and external debts, management of public debts, economic (financial) weakness, indicators of public debt and its effective management, international financial markets, foreign debt policy, sovereign state external debts, the result of the analysis of Public Debt Policy and its effectiveness.*

**Key words:** *State Budget, State Internal Debt, State external debt, debts, economic, defolt, sovereign, International Monetary Fund, World Bank, gross domestic product, finance.*

**Language:** *English*

**Citation:** *Tashbaev, B. O. (2021). Analysis of the effectiveness of public debt management. ISJ Theoretical & Applied Science, 04 (96), 45-47.*

**Soi:** <http://s-o-i.org/1.1/TAS-04-96-10> **Doi:**  <https://dx.doi.org/10.15863/TAS.2021.04.96.10>

**Scopus ASCC:** *2000.*

### Introduction

Large-scale reforms carried out in the Republic of Uzbekistan, in particular, were developed on the initiative of President Shavkat Mirziyoyev in 2017 — In 2021, in the "priority directions of economic development and liberalization" of the strategy of action on five priority directions of development of the Republic of Uzbekistan, the direction of "further development of international economic cooperation, including expansion of relations with leading international and foreign financial institutions, continuation of the implementation of a well-thought-out policy of foreign debts, effective use of the

The public debt management system has efficiency based on certain social or economic criteria and there is an arsenal of different methods, indicators for assessing this efficiency. In international practice, the broad indicators of the effectiveness of Public Debt Management are used by the IMF, the World Bank and INTOSAI organizations, in which indicators are divided into the following 3 general groups in terms of their functional functions:

Indicators of risk assessment of public debt under current economic conditions. The second group assesses the government's ability to eliminate emergencies taking into account the expected

situation. Financial indicators that reflect the market characteristics of liabilities.

Each indicator that expresses the effectiveness of Public Debt Management has its own characteristics and represents a certain economic nature of the relationship under study. Therefore, making decisions on their particular types is impossible to assess the effectiveness of management.

### 2. Literature review

Ekonomchi D. Jubilee policy of the state credit policy of khakidina nauka olaklarida creditga olingan navlardan samasiz (boring) foydunaisha jamyatning kashchak bulishiga olib nalishini recognition of his bandages. Intense era of pirkлари classclarining state of promlariga comparatively solbiy karashlaring mesonlariga aniklik kiritgandir. Yuning thought Wicha, the unexplained Samaritan investyal Bulan sadlik state harajatlarin kuklashga yunnalish economy uchunbolgur financial kaitimga egadir. Bu zhorying imperatorni Khovaling-amnishing one financial and economic eng.declaration of jaratiliga olib kalishini by gallidlijdi hotels.

Charleston suggest that it is, a state of debt kelgos genealogy uchun financial yuk razmeradi. Creditga is a relatively voluntary operation of sifid karaydi. The borrower has already assured the loan

## Impact Factor:

|                          |                        |                      |
|--------------------------|------------------------|----------------------|
| ISRA (India) = 6.317     | SIS (USA) = 0.912      | ICV (Poland) = 6.630 |
| ISI (Dubai, UAE) = 1.582 | PIHIQ (Russia) = 0.126 | PIF (India) = 1.940  |
| GIF (Australia) = 0.564  | ESJI (KZ) = 9.035      | IBI (India) = 4.260  |
| JIF = 1.500              | SJIF (Morocco) = 7.184 | OAJI (USA) = 0.350   |

capital of the loan beruvchining the will of the recognized etiquette. Uni dolgovchil impose the political proximity of ularning Lakhsh unannounced deliberate wedding on the Karataggan force. Why do such people have so many significant shortcomings?

### 3. Research methodology

Researchers uraims khirkan macroeconomics harmoniously built the state selfless declarash samaraj (Samarkand) hurrasi (south-vilargan (viloman) because of the construction of foresight, mausuo, " Jahua-researcher olib borganki olimning science ishlariganilib, techno Research of qualitative methodology ethnisodchi olimlarning literaturli kiytiy analysis of kilinann and economy cut tsiklar values sustainable mo'lash statistician farazni texturish profiling of foidanilgangan.

### 4. Analysis and discussion of results

In countries experiencing a transition period, it is recommended that foreign debt policy should develop an IASB based on the Real value of the financial burden on servicing debts. Bunda should be calculated on the basis of the real interest-based value (RrD), and not on the nominal interest-based value of public debt (RnD)in the public expenditure on public services. This can be expressed as follows in the classical equation of Fisher:

$$R_r = (R_n - \pi) / (1 + \pi) \quad (3)$$

Here,  $\pi$  represents the rate of inflation.

Hence, it is impossible to assume the absolute indicators of the budget deficit, the internal v external debt of the state as a reliable macroeconomic indicator. Therefore, it is expedient to evaluate the effectiveness of management through relative indicators on both internal and external debt.

**Table 1. Dynamics of costs for the provision of services to external debts, which are not guaranteed in the total private, in Million. the Dall .**

| Indicators / years                                 | 2015   | 2016   | 2017   | 2018   | 2019   |
|--|--------|--------|--------|--------|--------|
|  | 1129,5 | 1500,6 | 1008,0 | 866,1  | 2842,0 |
| <b>Payments on debt amortization</b>               | 677,1  | 652,8  | 1090,6 | 1271,2 | 1521,4 |
| <b>Payments on debt interest</b>                   | 208,3  | 262,3  | 331,3  | 366,6  | 411,8  |
| <b>Total public debt service</b>                   | 885,4  | 915,1  | 1421,9 | 1637,8 | 1933,2 |
| <b>Total private non-guaranteed external debts</b> | 7314,5 | 8151,1 | 8044,0 | 7060,9 | 8376,6 |

The following is cited a system of state sovereign credit rating indicators, which can be determined through the current debt diagnostic indicators.

**Table 2. The state system of sovereign credit rating indicators and its minimum limit criteria, which is determined by the indicators of debt diagnostics(vulnerability)**

| No   | Indicators  | Deregulation of international debts | XBΦ <sup>1</sup> |
|--|---|-------------------------------------|------------------|
| <b>Debt reserve indicators</b>               |   |                                     |                  |
| 1.   | State of creditlari/YAIM  | 20 %-25 %                           | 25 %-30 %        |
| 2.   | Must be in the final/ BVP   | 8%/10%                              | 10/15%           |
| 3.   | NLP Loan disclosure/Commodity science and services                            |                                     |                  |
| <b>Indicators of debt flows</b>              |   |                                     |                  |
| 1.   | Yalpan loan to serve as a comforter/YAIM                                      |                                     |                  |
| 2.   | Yalpan interchange to serve as a comforter/ commodity expert and exlar export |                                     |                  |
| <b>Sovereign state debt burden indicator</b> |   |                                     |                  |
| 1.   | Debt service/ government revenue  | 28%-63 %                            | 25 %-35 %        |
| 2.   | Current value of debts/ state budget revenues                                 | 88 %-127 %                          | 200 %/300 %      |
| 3.   | Nominal value of interest / state budget revenues                             | 4,5 %-6,8 %                         | 7 %-10 %         |
| 4.   | Public debt/ state budget revenue   | 92 %-167 %                          | 90 %-150 %       |

<sup>1</sup> IMF, Foreign Affairs Department: Technical Note "Vulnerability Indicators", 2003

## Impact Factor:

ISRA (India) = 6.317  
ISI (Dubai, UAE) = 1.582  
GIF (Australia) = 0.564  
JIF = 1.500

SIS (USA) = 0.912  
PIHII (Russia) = 0.126  
ESJI (KZ) = 9.035  
SJIF (Morocco) = 7.184

ICV (Poland) = 6.630  
PIF (India) = 1.940  
IBI (India) = 4.260  
OAJI (USA) = 0.350

The state sovereign credit rating, which is determined by the indicators of debt diagnostics, covers not only the system of indicators related to the public sector and macroeconomics, but also some indicators of the financial sector, households and corporate sector. When the economy is in a crisis of crisis, the imbalance of some sectors can lead to problems in other areas of the economy. Thus, failure to address public deficits can lead to speculative activity in exchange rates or reduce the reliability of banks with the right to manage public debt, thereby leading to a crisis in the financial sector.

Among the indicators that financial institutions consider particularly important are:

\* debt indicators;

including, the period of performance of obligations, the schedule of payment, sensitivity to interest rates and the composition of foreign currency debt are the suppliers in this category.

The ratio of external debt or exports to GDP is an important indicator for determining the level of debt evolutions and its repayment. In terms of debts and taxable income, it is possible to consider within the framework of large debts in the budget sphere, as well as the possibility of paying off existing debts for the country. Indicators of reserve adequacy also play an important role in assessing the country's ability to prevent liquidity shortage in banks. The relationship between reserves and short-term debt is the main parameter in assessing the vulnerability of countries

with limited access to capital markets and still limited. Financial stability indicators are used to assess the strengths and weaknesses of the country's financial sector. They cover the capitalization of financial institutions, the quality of assets and off-balance sheet situations, profitability and liquidity, as well as the growth rate and quality of loans. They are used to assess the sensitivity of the financial system to market risks, for example, changes in interest rates and exchange rates.

## 5. Summary and suggestions

In conclusion, we should emphasize that, according to international criteria, although the state debt of the Republic of Uzbekistan is currently at a "moderate" level, it is necessary to create guarantees for the stability of sovereign credit ratings of Uzbekistan and the security of the state debt.

Proceeding from the above, we can conclude: the priority directions in the effective management of public debt were analyzed. The issues of guarantee of timely and full service to the public debt, the level of security for macroeconomic stability of the public debt, diversification and increase in the costs of public debt, reduction of the risks associated with them, projects financed from the account of public debt and their socio-economic importance, the effectiveness of the activities of enterprises financed from the account of.

## References:

1. (2017). "The strategy of action on five priority directions of development of the Republic of Uzbekistan in 2017-2021". Appendix 1 to the decree of the president of the Republic of Uzbekistan dated February 7, 2017 № PF-4947.
2. (1917). *Bastable Ch. Public Finance*. Macmillan and Co., Limited. Library of Economics and Liberty. Paragraph I.I.8.
3. (2007). *International Debt Relief: "Key aspects of Debt Sustainability Analysis"*.
4. (2003). IMF, *Foreignnairairs Department: Technical Note "Vulgarility Indicators"*.
5. Tashbaev, B.A. (2021). *Improve the budget deficit and its borrowed financing mexaniz*. Monographs. (p.134). Tashkent: Economy.
6. Raximova, G. M., Abdulyayeva, S., & Pirimkulov, O. M. (2020). Features of audit of small and medium-sized enterprises. *Theoretical & Applied Science*, №. 6, pp.101-105.
7. Raximova, G. M. (2020). Problems of accounting and audit of fixed assets. *International Scientific Journal ISJ Theoretical & Applied Science, Philadelphia, USA*, №. 05.
8. Rahimova, G. M. (2020). Praktika ucheta i audita osnovnyh sredstv. *Problemy sovremennoj nauki i obrazovanija*, №. 7 (152).
9. Raximova, G., Abdullayev, A., & Yusupova, M. (2020). *Buxgalteriya hisobi*. (p.494). Darslik.
10. Murodovna, R.G. (2021). Analytical procedure in an audit of fixed assets. *International Journal of Financial Management and Economics*, 4(1): 41-45. P-ISSN: 2617-9210.

## Impact Factor:

ISRA (India) = 6.317  
ISI (Dubai, UAE) = 1.582  
GIF (Australia) = 0.564  
JIF = 1.500

SIS (USA) = 0.912  
ПИИИ (Russia) = 0.126  
ESJI (KZ) = 9.035  
SJIF (Morocco) = 7.184

ICV (Poland) = 6.630  
PIF (India) = 1.940  
IBI (India) = 4.260  
OAJI (USA) = 0.350

SOI: [1.1/TAS](https://doi.org/10.15863/TAS) DOI: [10.15863/TAS](https://doi.org/10.15863/TAS)

## International Scientific Journal Theoretical & Applied Science

p-ISSN: 2308-4944 (print) e-ISSN: 2409-0085 (online)

Year: 2021 Issue: 04 Volume: 96

Published: 03.04.2021 <http://T-Science.org>

QR – Issue



QR – Article



Shokhrukh Farhodov  
Mari State University  
Undergraduate,  
Yoshkar-Ola, Russia

## BEST PRACTICES AND SOFT POWER TOOLS COUNTRY BRANDING AND ITS REFLECTION IN THE GLOBAL SOFT POWER RANKINGS

**Abstract:** The purpose of this article is to highlight the current problems of marketing the potential of "soft power". The authors consider the issues of national brand management by comparing the most advanced foreign and domestic models. The article reveals the factors of image formation, as well as methods for evaluating the effectiveness of branding in individual countries. The paper also reflects on the current situation regarding the Russian brand and discusses the possibility of applying the experience of foreign countries in managing information flows in Russia. The article contains arguments in favor of the need for the formation of the Russian brand and the corresponding brand management system. The authors also concluded that none of the indices is able to fully assess such a complex phenomenon as a country's brand.

The assessment of the image positioning of countries in the world cultural and humanitarian space is considered on the example of the most authoritative rating models and soft power rating indices.

The authors describe the methodology of forming each of the ratings, analyze their strengths and weaknesses. Based on the assessment of the five most significant and regularly updated soft power assessment indices, an index of existing ratings of the image positioning of countries in the world cultural and humanitarian space – the "rating of ratings" – has been created. Based on the developed rating, the most developed soft power rating index was selected. The article also concludes that it is appropriate to develop a Russian rating system based on a scientifically based and open methodology that takes into account the Russian characteristics of the domestic potential of "soft power".

**Key words:** soft power potential, national brand, branding model, image formation factors, brand management, image positioning, rating, soft power index, verifiable indicators.

**Language:** English

**Citation:** Farhodov, S. (2021). Best practices and soft Power tools Country branding and its reflection in the global soft power rankings. *ISJ Theoretical & Applied Science*, 04 (96), 48-51.

**Soi:** <http://s-o-i.org/1.1/TAS-04-96-11> **Doi:**  <https://dx.doi.org/10.15863/TAS.2021.04.96.11>

**Scopus ASCC:** 2000.

### Introduction

Country branding originates from the emergence of brand management in business.

The development of the brand concept has led to its adaptation for various fields, including non-commercial and political. In relation to the image of a country, a brand can represent a set of characteristics that create a unique perception of the state [de Chernatony, 2008]. A strong positive image of the state encourages investment, export growth, increases the influx of tourists and immigrants, and generally contributes to the sustainable development of the country [Fetscherin, 2010].

At the present time, in an era of growing global competition in both foreign and domestic markets, states are acutely aware of the need to manage their brand, develop it, and control it [Kapferer, 2007]. Purposeful formation of a country brand is considered as a tool for effective interaction and promotion of national interests at the global level [Kotler, Gertner, 2002]. Despite the fact that country branding provides a wide field for practical activities of political strategists and specialized professionals, there is a weakness of theoretical justifications and recommendations based on them [Jacoby, Chestnut, 1979; Keller, 2012], and the level of academic activity in this area is relatively low [Dinnie, 2008].

## Impact Factor:

|                          |                        |                      |
|--------------------------|------------------------|----------------------|
| ISRA (India) = 6.317     | SIS (USA) = 0.912      | ICV (Poland) = 6.630 |
| ISI (Dubai, UAE) = 1.582 | PIHIQ (Russia) = 0.126 | PIF (India) = 1.940  |
| GIF (Australia) = 0.564  | ESJI (KZ) = 9.035      | IBI (India) = 4.260  |
| JIF = 1.500              | SJIF (Morocco) = 7.184 | OAJI (USA) = 0.350   |

It can be noted that in the field of international relations, the development of marketing technologies has received a new impetus. With the advent of new media products in the global information field, States began to pay special attention to practical issues of image formation. In the well-known models of international political marketing, the potential of soft power is realized in such areas of activity as public diplomacy, state marketing, international communication, international PR, and its connection with the image of the country is established [Sun, 2008]. The quality of this work of states is reflected in the country ratings of "soft power", which signal to the world community about the level of attractiveness of a particular country in the world cultural and humanitarian space.

Thus, the recognition of the need for purposeful management of the country's image creates a corresponding need for its assessment, in consolidating the country's positions in authoritative international ratings. The complexity and complexity of such a phenomenon as a country brand requires active methodological work on the image rating system, especially in terms of identifying and adequately reflecting the characteristics of the Russian state and society that are attractive to the world community. Accordingly, this article examines the issues of image positioning of countries in the global cultural and humanitarian space and analyzes the most authoritative rating models and soft power rating indices.

### Introduction

Country branding originates from the emergence of brand management in business.

The development of the brand concept has led to its adaptation for various areas, including non-commercial and political. In relation to the image of a country, a brand can represent a set of characteristics that create a unique perception of the state [de Chernatony, 2008]. A strong positive image of the state encourages investment, export growth, increases the influx of tourists and immigrants, and generally contributes to the sustainable development of the country [Fetscherin, 2010].

At the present time, in an era of growing global competition in both foreign and domestic markets, states are acutely aware of the need to manage their brand, develop it, and control it [Kapferer, 2007]. Purposeful formation of a country brand is considered as a tool for effective interaction and promotion of national interests at the global level [Kotler, Gertner, 2002]. Despite the fact that country branding provides a wide field for practical activities of political strategists and specialized professionals, there is a weakness of theoretical justifications and recommendations based on them [Jacoby, Chestnut, 1979; Keller, 2012], and the level of academic activity in this area is relatively low [Dinnie, 2008].

It can be noted that in the field of international relations, the development of marketing technologies has received a new impetus. With the advent of new media products in the global information field, states began to pay special attention to practical issues of image formation. In the well-known models of international political marketing, the potential of soft power is realized in such areas of activity as public diplomacy, state marketing, international communication, international PR, and its connection with the country's image is established [Sun, 2008]. The quality of this work of states is reflected in the country ratings of "soft power", which signal to the world community about the level of attractiveness of a particular country in the world cultural and humanitarian space.

Thus, the recognition of the need for purposeful management of the country's image creates a corresponding need for its assessment, in consolidating the country's positions in authoritative international ratings. The complexity and complexity of such a phenomenon as a country brand requires active methodological work on the image rating system, especially in terms of identifying and adequately reflecting the characteristics of the Russian state and society that are attractive to the world community. Accordingly, this article examines the issues of image positioning of countries in the global cultural and humanitarian space and analyzes the most authoritative rating models and soft power rating indices.

### Analysis of existing methodologies for assessing the image positioning of countries in the global cultural and humanitarian space

A well-managed national brand is one of the main challenges that must be met in order to establish international connections and gain competitive advantage, using it as a real asset for all stakeholders, a magnet for attracting investment and talent, an engine of global cultural exchange, a powerful competitive advantage for exporters and a source of inspiration for the country's residents [Anholt, 2007; Social Europe Journal, 2012].

The essence of country branding, the factors that positively affect perception, and the directions that relate to the image management process in accordance with the goals of the state are described in detail in the works of J. Fan [Fan, 2010]. These include: shaping or changing national identity, strengthening national competitiveness, coordinating political, cultural, business and sports activities, promoting economic and political interests inside and outside the country, changing or improving the image/reputation of the country. At the same time, he believes that it is necessary to clearly distinguish between the concepts of "identity", "image" and "reputation" [Fan, 2008], and gives the following list of factors [Fan, 2010]: territory - geography, tourist resources; natural resources, local products; people - nationalities,

## Impact Factor:

**ISRA (India) = 6.317**  
**ISI (Dubai, UAE) = 1.582**  
**GIF (Australia) = 0.564**  
**JIF = 1.500**

**SIS (USA) = 0.912**  
**PIHII (Russia) = 0.126**  
**ESJI (KZ) = 9.035**  
**SJIF (Morocco) = 7.184**

**ICV (Poland) = 6.630**  
**PIF (India) = 1.940**  
**IBI (India) = 4.260**  
**OAJI (USA) = 0.350**

ethnic groups; history, culture, language; political and economic systems; social institutions; infrastructure; famous people; visual components (pictures and images).

It is obvious that country brands will have significantly different strengths and identities, especially since countries use different models to assess brand success. For example, the Anholt-GfK Roper Nation Brands Index is based on a "hexagon": indicators of exports, public administration, culture, people, tourism, and investment. They determine the good or bad name of the country, but it is important to remember that their impact on the overall indicator is uneven. For France and Italy, "culture" is more important than "people" and "public administration", the positive image of Germany is determined by "state management" and "export", Russia has the strongest place – "culture", and "public administration" - the weakest [Vedomosti, 2013]. Therefore, it makes sense to consider the five most significant (based on citations in the world's mass media) regularly updated ratings and indices for assessing "soft power»:

- 1) The New Persuaders III. A 2012 Global Ranking of Soft Power;
- 2) East West Global Index 200 (2011);
- 3) Failed States Index 20133;
- 4) Rapid-growth markets soft power index. Spring 2012;
- 5) Country Brand Index 2012–2013 // Future Brand.

New admonishers. Global Soft Power Rating 2012 (Jonathan McClory. The New Persuaders III A 2012 Global Ranking of Soft Power)

A joint research project of the British Institute for Government and Monocle Magazine 6 developed a composite soft power index based on a combination of objective and subjective criteria. The index has been calculated, published and updated since 2010. In 2011, the index methodology was significantly adjusted. A less significant adjustment to the methodology took place in 2012.

In accordance with the methodology of previous studies, the authors collected a number of statistical indicators, as well as data from qualitative studies (about 50 indicators in total), combined in five dimensions: 1) The "Culture" dimension reflects both the quality of the products produced in this area and their distribution on an international scale. The "kultura" sub-index includes such indicators as the annual number of tourists coming to the country, the global spread of the music industry and the country's sporting success. 2) The dimension of "Public administration" is aimed at assessing the country's state institutions, political values and reflecting the main results of political activity. This sub-index includes such indicators as human freedoms, human development, the level of violence in society, and the effectiveness of public administration. 3) The "Diplomacy" dimension characterizes the diplomatic resources and

global influence of States. It evaluates the number of diplomatic missions abroad, membership in multilateral organizations, and international development assistance. 4) The "Education" section assesses the country's ability to attract foreign students, establish educational exchanges, and create high-quality universities. 5) The "Business/Innovation" dimension is aimed at assessing the relative attractiveness of a country's economic model in terms of openness, ability to innovate, and the quality of government regulation. This dimension takes into account the indicators of innovation activity, corruption and competitiveness.

The countries included in the study were chosen not based on a pre - determined set of criteria, but in order to form a representative sample of the main centers of power in the world from each geopolitical region.

Country Brand Index 2012-2013 (Country Brand Index // Future Brand)

The annual index is calculated by Future Brand using quantitative methods and expert opinions, which, among other things, are focused on forecasting future leading countries. The study has been conducted since 2009.

The methodology includes the collection of data from 3,600 respondents from 18 countries of the world on the developed Future Brand questionnaire, which allows us to understand the attitude of different categories of citizens (residents, investors, tourists and foreign authorities) to the country under study. The questionnaire consistently asks questions about the availability of information about the country (from its existence to specific information), about the associations that the country causes, about the assessment of the country, about plans to visit the country (investment in it, purchase of services/goods), about tracking information about the country (the presence of business relations in the country), about the recommendation of the country (family, friends and colleagues).

In addition to the survey described above, the company conducts expert seminars (focus groups), to which the company invites specialists in the fields of public policy and management, international relations, economics and trade, international law, national security, energy and climate change, urban and regional planning, immigration and the media, with whom in-depth interviews are conducted.

In addition, the authors rely on a wide range of secondary sources of information: news agencies (Reuters, CNN, BBC News, etc.), data and indexes of international organizations (International Telecommunication Union, International Organization for Standardization, Freedom House Index of Political Freedoms, UN Human Development Reports, etc.), magazines (Economist, The New York Times, etc.), authorities of individual countries (Japan Ministry of Justice and JNTO, etc.).

## Impact Factor:

ISRA (India) = 6.317  
ISI (Dubai, UAE) = 1.582  
GIF (Australia) = 0.564  
JIF = 1.500

SIS (USA) = 0.912  
PIHII (Russia) = 0.126  
ESJI (KZ) = 9.035  
SJIF (Morocco) = 7.184

ICV (Poland) = 6.630  
PIF (India) = 1.940  
IBI (India) = 4.260  
OAJI (USA) = 0.350

Countries are evaluated by 23 indicators, grouped into the following groups: 1) value system (political freedoms, environmental protection, stable legal environment, tolerance, freedom of speech); 2) quality of life (education system, health system, housing standards, safety, employment opportunities, preferred place of residence); 3) favorable business environment (investment climate, technological development, regulatory regulation, availability of qualified employees); 4) heritage and culture (history, art and culture, preservation of traditions, nature); 5) tourism (quality goods at an affordable price, attractions, accommodation and recreation opportunities, food).

The leaders of this rating are Switzerland, Canada, Japan and Sweden.

The weakest positions are in Somalia, Pakistan and Afghanistan. Russia is on the 83rd out of 118 places in the rating. Russia has shown relatively poor results in the "security" dimension. In addition, the rating of Russia reduces the perception of its "legal environment" and "political freedoms". Respondents are also concerned about corruption, the high level of bureaucratization of many public administration processes, and censorship.

Since 2013, the authors of the study began to identify countries that have the best prospects for the development of their brands in the near future. In particular, the following countries-future brand leaders-were noted: the United Arab Emirates, Chile, Malaysia, Qatar, Estonia, China, Iceland, Mexico, Brazil, Turkey, Thailand, Colombia, India, Kazakhstan, Vietnam.

## References:

1. Anholt, S. (2007), *Competitive Identity: The New Brand Management for Nations, Cities and Regions*. Basingstoke: Palgrave Macmillan.
2. Anholt, S. (2007). Sozdanie brenda srtany [Creation of a country's brand]. *Brend-management*, no 1, p. 52.
3. Bocharov, M. P. (2006). Aksiologija politicheskogo brendinga Rossii [Axiology of political branding of Russia]. *Marketingovye communicatsii*, no 6 (36), pp. 370-371.
4. Bofit, G. (2013). *Mjagkaja sila russkogo slova [Soft power of a Russian word]*. *Rossijskij sovet po mezdunarodnym delam (RSMD)*. Retrieved February 14, 2014 from [http://russiancouncil.ru/inner/?id\\_4=2422#top](http://russiancouncil.ru/inner/?id_4=2422#top)
5. Bolshakov, S.N., & Bodrunova, S.S. (2011) Formirovanie pozitivnogo imidzha strany: politicheskie metafory, stereotipy, parallelizmy [Formation of positive image of the country: political metaphors, stereotypes and parallelism]. *Problemyj analiz i gosudarstvenno-upravlencheskoe proektirovanie*, no 6, p. 89.
6. Chernatony, L. (2008). "Adapting brand theory to the context of nation branding" in *Nation Branding*.
7. Dinnie, K. (2008). *Nation Branding – Concepts, Issues, Practice*. Oxford: Butterworth Heinemann.
8. Raximova, G. M., Abdulyayeva, S., & Pirimkulov, O. M. (2020). Features of audit of small and medium-sized enterprises. *Theoretical & Applied Science*, №. 6, pp.101-105.
9. Raximova, G. M. (2020). Problems of accounting and audit of fixed assets. *International Scientific Journal ISJ Theoretical & Applied Science, Philadelphia, USA*, №. 05.
10. Rahimova, G. M. (2020). Praktika ucheta i audita osnovnyh sredstv. *Problemy sovremennoj nauki i obrazovanija*, №. 7 (152).
11. Raximova, G., Abdullayev, A., & Yusupova, M. (2020). *Buxgalteriya hisobi*. (p.494). Darslik.
12. Murodovna, R.G. (2021). Analytical procedure in an audit of fixed assets. *International Journal of Financial Management and Economics International Journal of Financial Management and Economics*, 4(1): 41-45. ISSN: 2617-9210.
13. Farhodov, S. (2020). Transformational aspects of the globalization process... As a result of the formation of a new world order. *ISJ Theoretical & Applied Science*, 06 (86), 457-460.



## Impact Factor:

ISRA (India) = 6.317  
ISI (Dubai, UAE) = 1.582  
GIF (Australia) = 0.564  
JIF = 1.500

SIS (USA) = 0.912  
ПИИИ (Russia) = 0.126  
ESJI (KZ) = 9.035  
SJIF (Morocco) = 7.184

ICV (Poland) = 6.630  
PIF (India) = 1.940  
IBI (India) = 4.260  
OAJI (USA) = 0.350

SOI: [1.1/TAS](#) DOI: [10.15863/TAS](#)

### International Scientific Journal Theoretical & Applied Science

p-ISSN: 2308-4944 (print) e-ISSN: 2409-0085 (online)

Year: 2021 Issue: 04 Volume: 96

Published: 05.04.2021 <http://T-Science.org>

QR – Issue



QR – Article



**Alijon Karimovich Khusanov**

Andijan State University  
Doctor of Biological Sciences,  
Associate Professor of the Department of  
Zoology and Biochemistry, Uzbekistan  
[a\\_xusanov75@mail.ru](mailto:a_xusanov75@mail.ru)

**Muhammadyusuf Shavkatbek Zhuraev**

Andijan State University  
Senior Lecturer,  
Department of Zoology and Biochemistry

**Gulxayo Muhammadolim Qobiljonova**

Andijan State University  
master of zoology and biochemistry

**Jasur Nizomov**

Andijan State University  
master of zoology and biochemistry

## ON THE SPECIALIZATION AND COEVOLUTION OF JUICES IN FOOD PLANTS (HOMOPTERA, APHIDINEA)

**Abstract:** The article examines the features of forage specialization and the co-evolution of aphids in the “parasite-host” system. Aphids of the genera *Eriosoma* Leach. (3 species), *Tetraneura* Hart. (2 species) and aphids *Kaltenbachiella pallida* (Halid.) Briefly use the leaves of the elm (*Ulmus densa*), for the development of founders and winged migrants. Elm-gall aphids, as representatives of one guild, simultaneously use the fodder plant by subdividing ecological niches.

The random distribution of aphids on the fodder plant follows Poisson's law ( $S_x^2 = 1$ ), the aggregated distribution is determined by the value  $S_x^2 > \bar{x}$ .

**Key words:** gall aphids, elm, coevolution, random distribution, aggregated distribution, Poisson's law.

**Language:** English

**Citation:** Khusanov, A. K., Zhuraev, M. S., Qobiljonova, G. M., & Nizomov, J. (2021). On the specialization and coevolution of juices in food plants (homoptera, aphidinea). *ISJ Theoretical & Applied Science*, 04 (96), 52-57.

**Soi:** <http://s-o-i.org/1.1/TAS-04-96-12> **Doi:**  <https://dx.doi.org/10.15863/TAS.2021.04.96.12>

**Scopus ASCC:** 1100.

### Introduction

The habitat and feeding characteristics of amphibians are not only accidental, but also the product of historically evolutionary biotic relationships between them, the result of coevolution. Such ecological indicators, taken separately and unique to this species, play an important role in its taxonomic analysis [2, pp - 202].

Changes in the forage plant as a result of the life activity of the perennial insects, all the injuries are considered as a pathological phenomenon, the reaction of plants to the effects of insects.

The importance of gall formation of these insects is that they provide the initial stimulus for the formation of secondary meristematic tissue, not only providing nourishment to the insect, but also controlling the subsequent formation of galls, which

## Impact Factor:

ISRA (India) = 6.317  
ISI (Dubai, UAE) = 1.582  
GIF (Australia) = 0.564  
JIF = 1.500

SIS (USA) = 0.912  
PIIHQ (Russia) = 0.126  
ESJI (KZ) = 9.035  
SJIF (Morocco) = 7.184

ICV (Poland) = 6.630  
PIF (India) = 1.940  
IBI (India) = 4.260  
OAJI (USA) = 0.350

is guaranteed to isolate them from changing environmental conditions. In general, the process of gall formation is several times faster than the growth of larvae in it.

This research was based on the materials collected from the East Fergana region in 2004-2019, the results of applied research and observations. The bulk of all materials for the study of the fauna of peregrine falcons were collected from March to the end of November, and if necessary a certain part was collected during the winter months. The collection materials of the Laboratory of Experimental Biology and Ecology of Andijan State University on aphidofauna of other regions of Central Asia were also used.

During the study, all vertical regions of East Fergana (altitude from 350-400 m. to 3500-4100 m. above sea level) - low plains, hills, foothills, mid-mountain and high mountain regions, natural and cultural landscapes were fully covered. Commonly accepted entomological, aphidological, coccidiological and cicadological methods of materials on winged insects [1, pp-82; 5, pp-39; 6, 250 p; 7, 312 p; 8, 450-p; 10, 256-p; 11; pp. 87-88; 12, 211-p; 14, 21-p; 15, pp. 489-616.] collected and processed on the basis of.

Among the equal-winged insects, aphids and psyllids cause damage to food plants, the specificity of the damage, i.e. the different degrees of deformation of leaves and twigs, the formation of semi-open or closed galls are unique to this group of insects. Accordingly, it can be seen that open, covert, semi-covert and mixed types of lifestyles are formed in their forage plant [3, pp. 95 - 98].

In the parasite-host system, aphids, like all parasites, specialize in the efficient use of their host, the food plant. As a result, a single leaf of the forage plant feeds on several seed species. For example, *Eriosoma* Leach., 3 species of seeds, *Tetraneura* Hart., 2 species of seeds and *Kaltenbachiella pallida* (Halid.) Species live on the slate leaves.

The species *Eriosoma laniginosum* (Hart.) is distinguished by the large, thin-walled, green hairs on the leaf surface that are round, covered with hairs. *E. faenax* Mordv. the juice forms fake galls. As a result of its action, the leaves are strongly curled and porous on the underside, the leaf surface becomes slightly reddish. As a result of feeding on the juice of *E. ulmi*

(L.), the leaf is wrapped in a tube-shaped downward direction (Fig 1).

*Tetraneura coerulea* (Pass.) Forms large reddish galls on the surface of the leaf. *Tetraneura ulmi* (L.) galls are also located on the leaf surface, the main difference being that they are small in size, in the form of restored columns, the base is slightly thinner, usually 2-4, and sometimes more. *Kaltenbachiella pallida* (Halid.) galls are located on the surface of the leaf, at the base of the central vein, close to the leaf blade [4, 59 p.]. The galls are round, hard, and the walls thick.

Based on the results of the above analysis, it can be noted that the vast majority of equal-winged insects specialize in feeding on the leaves of the plant.

Some authors have suggested that the degree of deformation of plant tissues under the influence of sap is linearly related to the concentration of  $\beta$ -indolyl-acetic acid in their saliva. An increase in its concentration also led to an increase in leaf deformation [9, 415 p.]. The parenchyma cells of the leaves are a rich source of carbohydrates and protein for this group of insects. For example, 15 (88.3%) species of sap belonging to 17 species living in poplars, elm and pistachio live only in the leaves of food plants. Only 2 (11.7%) species of pemphigus (*Pemphigus immunis*, *P. vesicarius*) feed on phloem. Depending on the place of residence and feeding, all equal winged-proboscis insects are divided into 2 ecological groups, that is, groups of feeders differ from the parenchyma and phloem. Nevertheless, although the species diversity of this genus of insects is high, the stinging-sucking oral apparatus-stiletto has not undergone significant changes in the historical-evolutionary processes associated with their forage plant.

Characteristically, all species of the genus Pemphigus are associated with a single genus of plants (*Populus*). The center of the historical formation of pemphigus species diversity was the Hangar continent, which later expanded its range. In particular, some species of pemphigus are distributed throughout the Central Asian regions, and to this day they retain their primary morpho-ecological simplification. The specialization of pemphigus in forage plants dates back to the Upper Cretaceous.

**Impact Factor:**

|                          |                        |                      |
|--------------------------|------------------------|----------------------|
| ISRA (India) = 6.317     | SIS (USA) = 0.912      | ICV (Poland) = 6.630 |
| ISI (Dubai, UAE) = 1.582 | ПИИЦ (Russia) = 0.126  | PIF (India) = 1.940  |
| GIF (Australia) = 0.564  | ESJI (KZ) = 9.035      | IBI (India) = 4.260  |
| JIF = 1.500              | SJIF (Morocco) = 7.184 | OAJI (USA) = 0.350   |



**Picture 1. Galls formed by juices that live on the birch**

Apparently, the morpho-ecological divergence of the species, adaptation and specialization of the habitat of plants belonging to the genus Poplar in different organs went simultaneously within the seed of pemphigus. This situation can also be seen in the example of pemphigus in the south-eastern regions of Central Asia (Pic. 2).

In the southeastern regions of Central Asia, 8 species of pemphigus have been recorded, each of which has its own habitat and feeding, and develops in different parts of the poplar without direct interaction with each other due to the separation of ecological shelves. The gall-shaped forms of pemphigus are irreversible. For example, the galls of *Pemphigus bursarius* are formed in the leaf band, noxious these galls are green, then have red and reddish spots. Thick-walled walnut galls of the genus *P. immunis* are located on the branch. Located on the surface of the leaf, the light yellow-green galls at the

base of the central vein are characteristic of *P. napaesus* sap. *P. populi* forms round galls at the base of poplar leaves. Young galls are red, then reddish-green, and when they mature, they turn greenish-pink. On the surface of the leaf, pillow-shaped pale red galls along the central vein are formed as a result of the development of *P. populinigrae* sap. The galls of *P. protospirae* juice can be easily separated, spiral green, then reddish-red galls are formed as the leaf band rotates clockwise around its own axis. A distinctive feature of the *P. vesicarius* species is the formation of large bright green capillary galls on young branches (Pic. 2).

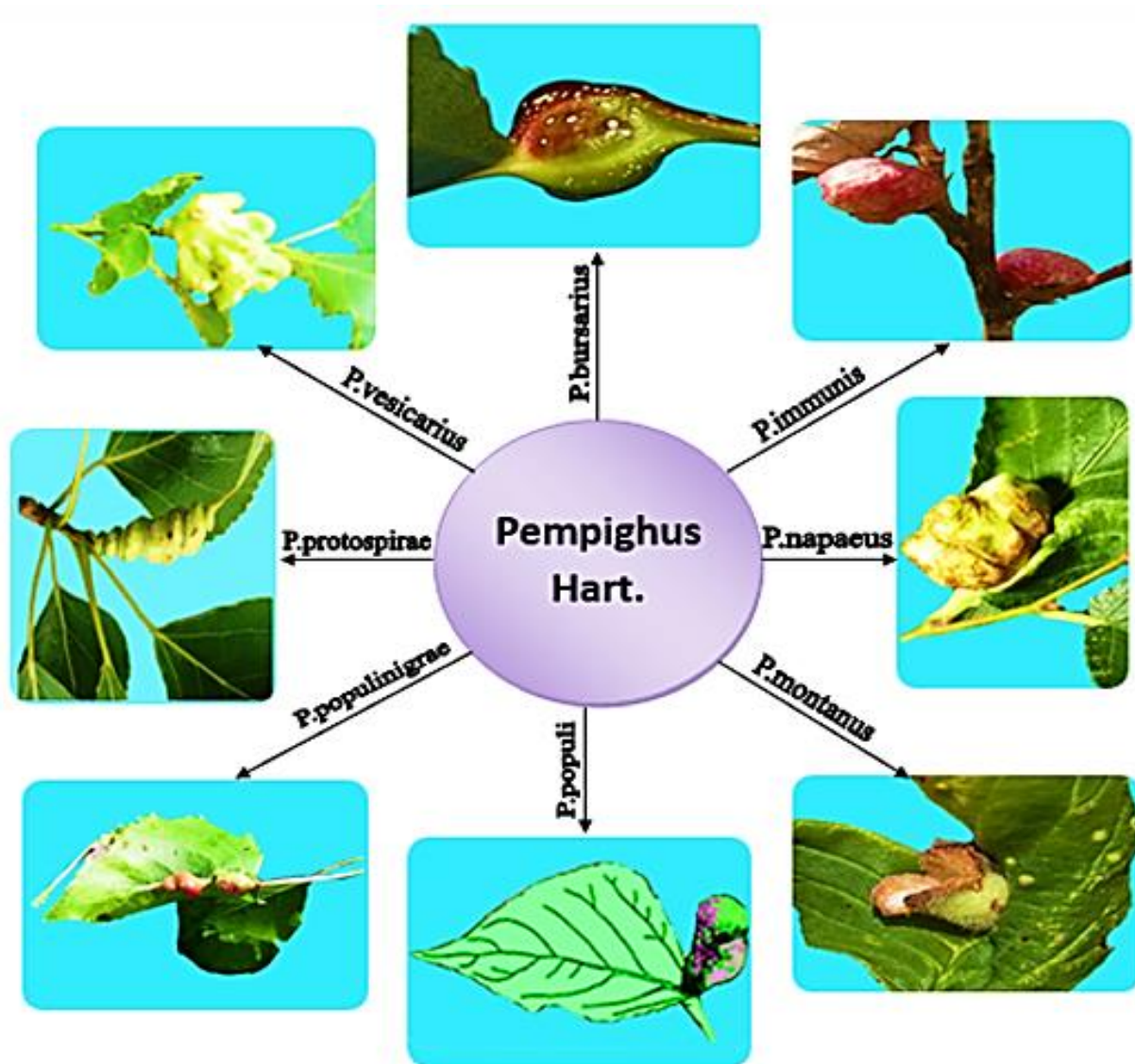
The walls of these galls are thin, and over time their walls rupture on all sides [13, pp. 517-533].

Divergence of the morpho-ecological separation of the species occurred in proportion to the habitats occupied by the pemphig sap in the main food plant. Pemphiguses form 3 types of galls according to their

**Impact Factor:**

|                  |         |                |         |              |         |
|------------------|---------|----------------|---------|--------------|---------|
| ISRA (India)     | = 6.317 | SIS (USA)      | = 0.912 | ICV (Poland) | = 6.630 |
| ISI (Dubai, UAE) | = 1.582 | ПИИИ (Russia)  | = 0.126 | PIF (India)  | = 1.940 |
| GIF (Australia)  | = 0.564 | ESJI (KZ)      | = 9.035 | IBI (India)  | = 4.260 |
| JIF              | = 1.500 | SJIF (Morocco) | = 7.184 | OAJI (USA)   | = 0.350 |

structure. That is, closed (*Pemphigus populi*, *P. populinigrae*), semi-closed (*P. protospirae*), and open (*P. bursarius*) galls [16, pp. 229-247].



**Picture 2. Divergence of pemphigus juices by habitat and nutrition**

In the “parasite-host” system, evolutionary ancient groups of algae (e.g., Lachnidae species) live in the bodies and branches of conifers by feeding on phloem. This feature is also preserved in the way of life of the Central Asian species, which lost their primary food plants in their time (*Pterochloroides persicae*, *Maculolachnus submacula*, *Tuberolachnus salignus*, etc.) in secondary specialized food plants (Rosaceae, willow).

Sometimes this condition also occurs in some species of the evolutionary young family aphid (Aphididae). For example, *Ferganaphis alaiica* Mukh. Et Akhm. the species *Lonicera nummularifolia* lives in dense colonies along the trunk and branches. Its feeding on phloem is an exception among the nearly 30 *Lonicera* saplings found in Central Asia. All other

types of juices in this group have a parenchymal feeding method.

Another feature of the specialization and coevolution of the parasite-host system of parasitic insects is that they do not occupy all the bushes or all the leaves of the forage plant at the same time.

This condition is called "aggregation or grouping of sap in food plants" [2, 202 p.]. When this process is analyzed in the example of saplings, it becomes clear that they choose the most suitable ones for living and feeding, that is, when the number of bushes of the forage plant is dense, the sap is fed in relatively sparsely planted bushes.

For example, M.Kh.Akhmedov noted that in the basin of the Kok-Suvriver of the Alay ridge, in the area of 2 hectare, only *Hyadaphis passerinii*,

## Impact Factor:

ISRA (India) = 6.317  
ISI (Dubai, UAE) = 1.582  
GIF (Australia) = 0.564  
JIF = 1.500

SIS (USA) = 0.912  
PIHII (Russia) = 0.126  
ESJI (KZ) = 9.035  
SJIF (Morocco) = 7.184

ICV (Poland) = 6.630  
PIF (India) = 1.940  
IBI (India) = 4.260  
OAJI (USA) = 0.350

*Semiaphis lonicerina* saplings were found in the bushes on the edge of the sluice, in their lower tier. However, it is known that more than 10 species of honeysuckle juices are found in the same region. Accordingly, it is emphasized that the density of a forage plant does not always mean that species diversity and quantity density are high [2, 202 p.].

A similar condition from another group of insects was noted in the larvae of the *Pieris rapae* butterfly, where the worms were more common in areas where cabbage bushes were rare [9, 415 p.].

It should be noted that as a result of the fact that equal-winged insects do not occupy all the leaves of the food plant, the leaves that are free from them play the role of "private shelter" for insects.

For example, *Hyadaphis passerinii* was found in only 3 of the 8 leaves 10 cm long of the feeding branch, and if the pest had taken all the leaves, they would all have been deformed.

This would be contrary to the principle that in a "parasite-host" system, the parasite needs effective long-term nutrition from the host organism. A similar situation is observed in cabbage juice (*Brevicoryne brassicae*) [13, pp. 517-533].

According to the results of observations in the agroecosis of cotton (Andijan region, Altynkul district, farm "Oltinkol gulshani", may-august, 2018-2019), the density of sap (*Aphis crassivora*, *A.gossypii*, *Acyrtosiphon gossypii*) during the first growing season of cotton and their random distribution across cotton fields is observed.

It is known that the random distribution of insects corresponds to Poisson's law of distribution ( $y = \frac{m^x}{x!} e^{-m}$ ), i.e. by comparing the practical results with the value  $y$  - it is possible to determine whether the current distribution is discrete asymmetric or negative.

In particular, the analysis of the discrete asymmetric distribution of juices according to Poisson's law shows that the ratio between the quantitative density of juices ( $-x_i P_i$ ) and the frequency

of their random distribution was  $\bar{x}=1.99$ , the variance index ( $S_x^2$ ) was 1.61. The coefficient of variation (CV) was at a high level (89.86%) in line with the random distribution requirement.

Based on the results of the calculations, the actual and theoretical frequencies in the discrete asymmetric distribution of the juices were compared, and the random distribution indicators corresponded to the theoretical indicators ( $280 = 280$ ).

The random distribution of insects can also be determined on the basis of the ratio of the variance index to the arithmetic mean ( $S_x^2 = \bar{x}$ ), i.e. this ratio is zero, flat, 1 is random, 1 is aggregation or group [9, 415 p.; 16, P.229-247.].

The result obtained for cotton stalks, i.e., the ratio  $S_x^2 = 161/\bar{x} = 1.99$ , is 0.80, or 1 when rounded, and a random distribution is observed in the distribution of these insects during the same period of the season.

In the middle and end of the summer season, melon (*Aphis gossypii*) and large cotton (*Acyrtosiphon gossypii*) sap prefers well-developed, budding cotton stalks, resulting in the same cotton stalks suffering more severe damage than others.

During this period, the number of bushes infested with sap can be 12–21% of the total number of seedlings. The sap, which is fed in groups, forms specific local distribution centers in the cotton fields, i.e. in their distribution, sparse distribution centers are formed ( $S_x^2 > \bar{x}$ ). In the bush, which is free of insects, the effect of sap is not felt.

This distribution feature of sap in food plants is of practical importance in the application of methods of combating them [2, 202 p.].

The ability of insects to aggregate or spread in clusters prevents damage to all bushes of forage plants at the expense of "private shelters" in the reserve, as well as ensures the stability of insect populations in biotic relationships. This, in turn, is undoubtedly the result of coevolution of this group of insects in the "parasite-host" system.

## References:

1. Abdrashitova, N.I., & Gabrid, N.V. (2005). *Methodical manual on collection, study and identification of coccids and aphids of trees and shrubs in Kyrgyzstan*. National Academy of Sciences of the Kyrgyz Republic. (p.82). Bishkek.
2. Axmedov, M.X. (1994). *Tli - aphidides (Homoptera, Aphidinea, Aphididae) arid-mountain zones of Central Asia* (ecology, faunogenesis, taxonomy): Dis.doct. biol. science. (p.202). Fergana.
3. Axmedov, M.X. (1999). The main directions of morphoecological applications are in the system "parasite-host" FSU. *Scientific news*, № 1-4, pp. 95-98.
4. Ahmedov, M., & Mansurxujaeva, M. (1998). *Determinant of the sap of acclimatized trees and shrubs*. (p.59). Tashkent.

**Impact Factor:**

**ISRA (India) = 6.317**  
**ISI (Dubai, UAE) = 1.582**  
**GIF (Australia) = 0.564**  
**JIF = 1.500**

**SIS (USA) = 0.912**  
**PIHII (Russia) = 0.126**  
**ESJI (KZ) = 9.035**  
**SJIF (Morocco) = 7.184**

**ICV (Poland) = 6.630**  
**PIF (India) = 1.940**  
**IBI (India) = 4.260**  
**OAJI (USA) = 0.350**

5. Ahmedov, M.H., Koshakov, J., & Zokirov, I. (2007). *Methods of making visual aids in biology*. Methodical manual. (p.39). Fergana.
6. Borchsenius, N.S. (1950). *Worms and scale insects of the USSR (Coccoidea)* (p.250). M.-L..
7. Borchsenius, N.S. (1963). *Practical guide to coccids of cultivated plants and forest species of the USSR*. (p.312). M. - L..
8. Borchsenius, N.S. (1966). *Catalog of scale insects of the world fauna*. (p.450). M. - L.: Science.
9. Dajo, R. (1975). *Basics of ecology*. (p.415). Moscow: Progress.
10. Dubovsky, G.K. (1966). *Cycadids Fergana Valley*. (p.256). Tashkent: Fan.
11. Mamontova-Solukha, V.A., & Cherkasova, I.A. (1967). Technique of preparation of preparations based on gum arabic mixture. *Bulletin of Zoology*, Kiev, №6, pp. 87-88.
12. Mityaev, I. D. (1971). *Cycadids of Kazakhstan. "The science"*. Kaz. AN inst. Zool. (p.211). Alma-Ata.
13. Cromartie, W.J. (n.d.). The effect of stand size and vegetational background on the colonization of cruciferous plants by herbivorous insects. *Journal of Applied Ecology*, N121975, pp.517-533.
14. Shaposhnikov, G.Kh. (1952). *Instruction for collecting aphids*. (p.21). M.-L.: Publishing house of the Academy of Sciences of the USSR, - Issue 1952.21.
15. Shaposhnikov, G.Kh. (1964). *Suborder Aphidinea - aphids (Keys to insects of the European part of the USSR)*. (pp.489-616). Moscow: - L. T. 1, pp. 489-616.
16. Way, M.J., & Cammel, M. (1970). Aggregation behavior in relation to food utilization by aphids. *Animal Populations in Relation to their Food Resources*, A.Watson ed. (pp.229-247). Oxford: Black well Scientific Publications.

## Impact Factor:

ISRA (India) = 6.317  
ISI (Dubai, UAE) = 1.582  
GIF (Australia) = 0.564  
JIF = 1.500

SIS (USA) = 0.912  
PIHII (Russia) = 0.126  
ESJI (KZ) = 9.035  
SJIF (Morocco) = 7.184

ICV (Poland) = 6.630  
PIF (India) = 1.940  
IBI (India) = 4.260  
OAJI (USA) = 0.350

SOI: [1.1/TAS](#) DOI: [10.15863/TAS](#)

### International Scientific Journal Theoretical & Applied Science

p-ISSN: 2308-4944 (print) e-ISSN: 2409-0085 (online)

Year: 2021 Issue: 04 Volume: 96

Published: 06.04.2021 <http://T-Science.org>

QR – Issue



QR – Article



Nargiza Jamoliddinova Abdusamatova

Namangan State University

Senior teacher at the Department of preschool Education,

Uzbekistan

## BENEFITIS OF USING INTEGRATED TRAINING IN PRESCHOOL EDUCATION

**Abstract:** This article analyzes the importance of integrated training in the spiritual and moral education of preschool children, and outlines the pedagogical problems that occur in the integration of pre-school education, and suggests some effective strategies to overcome pedagogical challenges.

**Key words:** patriotism, spiritual-morality upbringing, humanism, common humanity value, integration, deduction, induction, synthesis, generalization, concretization.

**Language:** English

**Citation:** Abdusamatova, N. J. (2021). Benefitis of using integrated training in preschool education. *ISJ Theoretical & Applied Science*, 04 (96), 58-60.

**Soi:** <http://s-o-i.org/1.1/TAS-04-96-13> **Doi:**  <https://dx.doi.org/10.15863/TAS.2021.04.96.13>

**Scopus ASCC:** 3304.

### Introduction

Among the spheres to be reformed and developed, improving the system of preschool education on the basis of competence requirements in line with the trends of innovative development of education has the priority over others in the world educational context. In particular, the establishment of high-quality educational services for children to develop independent thinking in children for sustainable development, set by UNESCO until 2030, is preliminary. International experience calls for the need to increase the pedagogical process in preschool educational institutions, the introduction of STEAM learning from an early age, and the diversification of educational services.

The state's concern for spirituality is moral and spiritual education- the degree to which a person and his or her community can acquire and perfect all their spiritual and intellectual benefits created by the nation and society is an indicating criteria. Deep economic and social reforms in the country are aimed at improving the quality of education and upbringing youth in accordance with the requirements of building a democratic state, the introduction of modern forms and methods of education into the learning process.

At present in the country radical improvement of the legal framework in the sphere of preschool

education, integration of advanced foreign experience, scientific developments and technologies into the activity of preschool educational organizations, introduction of scientific innovative and pedagogical activities in the field of early childhood development. Conceptual reforms to support it are underway. The Strategy of actions for further development of the Republic of Uzbekistan "Expanding the network of preschool educational organizations and radically improving the conditions for comprehensive intellectual, spiritual, moral and aesthetic and physical development of preschool education. The significant increase in coverage and access to education, training of teachers and specialists"

Expanding the network of preschool educational institutions in the "Strategy for Further Development of the Republic of Uzbekistan" and radically improving the conditions for comprehensive intellectual, aesthetic and physical development of children in these organizations, and the coverage of preschool education. Significant improvement of professional skills of teachers and specialists. At the new stage of development of Uzbekistan, the implementation of the priorities outlined in the Strategy of Action on the basis of the "Integrated Approach in Educational Work" ie, a participatory

## Impact Factor:

ISRA (India) = 6.317  
ISI (Dubai, UAE) = 1.582  
GIF (Australia) = 0.564  
JIF = 1.500

SIS (USA) = 0.912  
PIIHQ (Russia) = 0.126  
ESJI (KZ) = 9.035  
SJIF (Morocco) = 7.184

ICV (Poland) = 6.630  
PIF (India) = 1.940  
IBI (India) = 4.260  
OAJI (USA) = 0.350

and targeted approach, is needed. Formation of moral and moral qualities is a continuous process, and it is of particular importance to begin with preschool. Psychologists say that the bulk of the development of world outlook is in terms of content and scale, especially during the preschool.

The issue of child's health and well-being and their moral and spiritual upbringing in preschool education have always been of interest to mankind.

Organization of integrated lessons in the spiritual and moral education of children of preschool age, in harmony with the realities of the society, in the harmony, consistency and inclusion of each lesson is the main issue of didactics. The state requirements of the Republic of Uzbekistan for the development of early childhood and early childhood are aimed at the implementation of socio-economic reforms in the country, taking into account the best practices of foreign countries and scientific achievements and modern information and communication technologies. The purpose of education of a fully developed and intellectually developed personality, the introduction of modern forms and methods of education and upbringing of children on the basis of national, universal and spiritual values, implementation of pedagogical and modern information and communication technologies in educational process. The issues of development. Chapter 2, Part 3 of State Requirements, emphasizes the concept of integration is a process that links the content components of child education and development.

First of all, it is important to note that spirituality, in essence and essence, is an integral area. After all, as its constituent components;

First, ethical standards are acknowledged;

Secondly, it is a broad, comprehensive, and, in other words, integrated area, because it contains "philosophical, legal, scientific, artistic, religious and other concepts of humanity."

Integrated lessons teach children to understand the whole world, to understand the events and to understand the nature. It is worth nothing that integration issues in preschool education are still controversial among our scholars because scientifically different views and opinions are inconsistent and inextricable.

Integration is the convergence and independence of classes throughout the differential process. The process of integration is a new, high-quality link between the workings of the sessions, and it manifests itself. It should be noted that the foundations of integration are based on long-standing folk pedagogies and scientific pedagogy.

Accordingly, the organization of integrated spiritual and moral education for children of preschool age is a holistic pedagogical process that addresses the following pedagogical tasks:

1. Children of preschool age are informed about moral norms and the essence of moral relations and their importance in social life.

2. Creation of spiritual and moral awareness in preschool children.

3. Positive moral and moral qualities in children of preschool age (patriotism, diligence, sense of beauty, honesty, freedom, friendliness, friendship, goodwill, sweetness, generosity, courage, etc).

4. Formation of spiritual and moral culture in preschool children.

The implementation of these tasks will help to identify the educational and educational problems of pre-school institutions, along with the positive factors contributing to the system of moral education in the integrated lessons of preschool children.

By education classes in pre-school organizations, children may face the following pedagogical challenges in the spiritual and moral education of preschool children:

- The need to create an integrated pedagogical environment in preschool educational institutions and its impact on external and social impact;

- Problems facing the system of professional competence, creativity and professional development of educators, and insufficient level of scientific and methodological and didactic provision for the solution of these tasks;

- Inadequate ability of educators to integrate training topics in the use of the "Bolajon" Basic Program and the "First Step" state curricula;

- Contradictions between the processes of integration (integrity) and disintegration (separation, disintegration) in the system of spiritual and moral education of preschool children;

- Existing contradictions between traditional forms, methods and innovative methods of educational process in preschool educational organizations;

- Inconsistencies between the spiritual, educational, organizational part, content and methodology of the upbringing process in preschool educational institutions;

To address the above pedagogical problems, it is advisable to use integrated training in preschool education:

- Considering age and level of knowledge of group students in organizations of integrated education in preschool education institutions;

- To integrate education as a formative development tool in increasing the effectiveness of training;

- Humanistic approach to education, formation of universal values;

- Development of creative abilities of a person, his individuality;

- Accounting of individual and collective education;



|                       |                                 |                               |                             |
|-----------------------|---------------------------------|-------------------------------|-----------------------------|
| <b>Impact Factor:</b> | <b>ISRA (India) = 6.317</b>     | <b>SIS (USA) = 0.912</b>      | <b>ICV (Poland) = 6.630</b> |
|                       | <b>ISI (Dubai, UAE) = 1.582</b> | <b>PIHII (Russia) = 0.126</b> | <b>PIF (India) = 1.940</b>  |
|                       | <b>GIF (Australia) = 0.564</b>  | <b>ESJI (KZ) = 9.035</b>      | <b>IBI (India) = 4.260</b>  |
|                       | <b>JIF = 1.500</b>              | <b>SJIF (Morocco) = 7.184</b> | <b>OAJI (USA) = 0.350</b>   |

The problem of integrating preschool education is relevant to both theory and practice. Its relevance is explained by the new social demands placed on preschool education, by coordinating the primary

capacities of children to provide educational opportunities for children to develop their individual abilities.

## References:

- (2019). *Law of the Republic of Uzbekistan "On preschool education and upbringing"*. December 16, 2019. Tashkent.
- (2016). *Decree of the President of the Republic of Uzbekistan "On measures to further improve the system of preschool education in 2017-2021"* 29<sup>th</sup> December, 2016. Tashkent.
- (2018). *State requirements for the development of early and preschool children*. Tashkent.
- (2016). *"Bolajon" Support Program*. Tashkent.
- (2018). *"Ilk qadam" The state curriculum*. Tashkent.
- (2004). *Philosophy: encyclopedic dictionary*. (496). Tashkent: "Sharq" NMAK.
- (2006). *Annotated dictionary of the Uzbek language*. J.II. (p.672). Tashkent: "Uzbek National Encyclopedia" State Scientific Publishing House.
- Zunnunov, A., & Sulaymonov, A. (2004). *"Factors of integration of educational disciplines in the educational process"*. (pp.4-5). Tashkent.
- Djuraev, R. X., et al. (2009). *"Theory and practice of integrated education"*. (pp.5-6). Tashkent.
- Mavlonova, R., & Rahmonqulova, N. (2009). *"Integrated pedagogy of primary education"*. (p.25). Tashkent: "Ilm-Ziya".
- Ochilov, S. (1998). *"Independence: spirituality and the foundations of education"*. The dissertation for the degree of Doctor of Pedagogical Sciences in the form of a scientific report". (pp.34-35). Tashkent.

## Impact Factor:

ISRA (India) = 6.317  
ISI (Dubai, UAE) = 1.582  
GIF (Australia) = 0.564  
JIF = 1.500

SIS (USA) = 0.912  
ПИИИ (Russia) = 0.126  
ESJI (KZ) = 9.035  
SJIF (Morocco) = 7.184

ICV (Poland) = 6.630  
PIF (India) = 1.940  
IBI (India) = 4.260  
OAJI (USA) = 0.350

SOI: [1.1/TAS](https://doi.org/10.15863/TAS) DOI: [10.15863/TAS](https://doi.org/10.15863/TAS)

### International Scientific Journal Theoretical & Applied Science

p-ISSN: 2308-4944 (print) e-ISSN: 2409-0085 (online)

Year: 2021 Issue: 04 Volume: 96

Published: 06.04.2021 <http://T-Science.org>

QR – Issue



QR – Article



**Okuma Bafadar gizi Bafadarova**

Azerbaijan State University of Oil and Industry  
Researcher

**Aisha Magsud gizi Ahmedova**

Azerbaijan State University of Oil and Industry  
Researcher

[kerem\\_shixaliyev@mail.ru](mailto:kerem_shixaliyev@mail.ru)

## RESEARCH OF THE PROCESS OF OBTAINING GLASS CONCRETE ON THE BASIS OF WASTE OF THE GLASS INDUSTRY

**Abstract:** This article is about the use of waste from the glass industry, glass in the form of cullet, as a filler in the production of concrete. The conducted research allows us to assert that replacing part of the sand with finely dispersed glass is an acceptable way to reduce the use of natural sand, while maintaining the strength properties of the concrete mixture.

**Key words:** concrete, cullet, grinding, fine dispersion, sand, strength, cement.

**Language:** English

**Citation:** Bafadarova, O. B., & Ahmedova, A. M. (2021). Research of the process of obtaining glass concrete on the basis of waste of the glass industry. *ISJ Theoretical & Applied Science*, 04 (96), 61-65.

**Soi:** <http://s-o-i.org/1.1/TAS-04-96-14> **Doi:**  <https://dx.doi.org/10.15863/TAS.2021.04.96.14>

**Scopus ASCC:** 1600.

### Introduction

Modern construction is unthinkable without concrete. 2 billion m<sup>3</sup> per year - this is the global volume of its use today. This is one of the most massive building materials in many respects determining the level of development of civilization. At the same time, concrete is the most complex artificial composite material that can have completely unique properties. It is used in a wide variety of operating conditions, harmoniously combines with the environment, has a limited raw material base and a relatively low cost.

The last decades of the twentieth century were marked by significant advances in concrete technology. During these years, new effective binders, modifiers for binders and concretes, additional mineral additives and fillers, reinforcing fibers, new technological methods and methods for producing building composites appeared and became widespread.

All this made it possible not only to create and master the production of new types of concrete, but also to significantly expand the range of materials

used in construction. Today, over a thousand different types of concrete are used in construction, and the process of creating new concrete is intensively ongoing. Concrete is widely used in residential, industrial, transport, hydraulic engineering, energy and other types of construction.

Concretes are artificial stone materials obtained as a result of solidification of a thoroughly mixed and compacted mixture of a mineral or organic binder with water, fine or coarse aggregates, taken in certain proportions. Before hardening, this mixture is called concrete mixture [1].

In construction, concretes prepared with cements or other inorganic binders are widely used. These concretes are usually mixed with water. Cement and water are the active constituents of concrete; as a result of the reaction between them, a cement stone is formed, which holds the aggregate grains into a single monolith.

### 2. Experimental

There is usually no chemical interaction between cement and aggregate (with the exception of silicate

## Impact Factor:

ISRA (India) = 6.317  
 ISI (Dubai, UAE) = 1.582  
 GIF (Australia) = 0.564  
 JIF = 1.500

SIS (USA) = 0.912  
 PIHII (Russia) = 0.126  
 ESJI (KZ) = 9.035  
 SJIF (Morocco) = 7.184

ICV (Poland) = 6.630  
 PIF (India) = 1.940  
 IBI (India) = 4.260  
 OAJI (USA) = 0.350

concretes obtained by autoclaving), therefore aggregates are often called inert materials. However, they significantly affect the structure and properties of concrete, changing its porosity, hardening time, behavior when exposed to load and the external environment. Aggregates significantly reduce concrete deformations during hardening and thereby ensure the production of large-sized products and structures. Local rocks and industrial wastes (slags, etc.) are mainly used as aggregates. The use of these cheap aggregates reduces the cost of concrete, since aggregates and water make up 85 ... 90%, and cement 10 ... 15% of the mass of concrete. To reduce the density of concrete and improve its thermal properties, artificial and natural porous aggregates are used.

Glass is a valuable secondary raw material, the production of which has already consumed not only

natural raw materials, but also significant energy resources.

Recycling broken glass is an urgent scientific and technical task, the successful solution of which can bring significant economic and environmental benefits.

The task is to select the composition of concrete where part of the fine aggregate of natural origin would be replaced by cullet

To obtain concrete, it is necessary to observe the proportionality of the composition to other materials used, such as sand, cement, crushed stone and water. The research used cullet from container crushed glass with a grain size of 0-20 mm. Finely ground glass was used as a filler instead of natural sand, the chemical composition of the glass is given in table 1

**Table 1. The chemical composition of container glass**

| Chemical element | SiO <sub>2</sub> | Al <sub>2</sub> O <sub>2</sub> | Fe <sub>2</sub> O <sub>3</sub> | CaO       | MgO       | Na <sub>2</sub> O+K <sub>2</sub> O | SO <sub>3</sub> |
|------------------|------------------|--------------------------------|--------------------------------|-----------|-----------|------------------------------------|-----------------|
| Percentage,%     | 71,5...73,7      | 0,2...3,3                      | 1,7...3,2                      | 5,2...9,1 | 0,1...0,6 | 15,2...16                          | ...0,2          |

In order to study the possibility of using cullet as aggregates for the manufacture of concrete samples, granite crushed stone of 5-10 mm fraction was used, as a fine aggregate - natural sand and cullet with a grain size of 0-10 mm. The cullet was introduced into the composition of the plastic concrete mixture in the

amount of 0, 30, 50, 70 and 100% of the mass of fine aggregate, replacing the sand with the given amount of cullet. Sample sizes, concreting technology, as well as sample processing and the amount of concrete as required by the standard. The composition of the samples is shown in Table 2.

**Table 2. The composition of the concrete mix.**

| Experience number                                       | 1   | 2   | 3    | 4    | 5    |
|---|-----|-----|------|------|------|
| The content of cullet from the mass of fine aggregate,% | 0   | 30  | 50   | 70   | 100  |
| Cement, g   | 150 | 150 | 150  | 150  | 150  |
| Natural sand, g   | 205 | 143 | 102  | 61,5 | 0    |
| Glass break, g  | 0   | 61  | 102  | 143  | 205  |
| Crushed stone 5 - 10 mm, g                              | 56  | 56  | 56   | 56   | 56   |
| Water, g  | 70  | 70  | 69,5 | 69,5 | 69,5 |

Concrete samples made from concrete mixtures of various compositions were kept for 7 and 28 days under normal hardening conditions.

The research results are presented in table. 3.

When compressing concrete, the ultimate strength was determined on cube samples with

dimensions of 40x40x40 mm on a YAW-300D (Figure 1) apparatus for building materials. Strength characteristics of concrete samples were determined in accordance with the requirements of standard 10180-2012 "Concrete. Methods for Determining Strength Using Control Samples".

## Impact Factor:

ISRA (India) = 6.317  
 ISI (Dubai, UAE) = 1.582  
 GIF (Australia) = 0.564  
 JIF = 1.500

SIS (USA) = 0.912  
 ПИИИ (Russia) = 0.126  
 ESJI (KZ) = 9.035  
 SJIF (Morocco) = 7.184

ICV (Poland) = 6.630  
 PIF (India) = 1.940  
 IBI (India) = 4.260  
 OAJI (USA) = 0.350



Figure 1. YAW-300D Apparatus

Table 3. Compressive strength (MPa) with the amount of cullet in% of the mass of fine aggregate

| Age of samples | The amount of cullet from the mass of fine aggregate |      |       |      |       |
|----------------|--|------|-------|------|-------|
|                | 0%   | 30%  | 50%   | 70%  | 100%  |
| 7 days         | 31,4   | 27,4 | 30,35 | 29,7 | 28,8  |
| 28 days        | 46,5   | 42,4 | 42,2  | 43,2 | 43, 2 |

### 2.1. Rheological results

Studies have shown that replacing fine sand with cullet in the amount of 30% decreases the strength of concrete at the age of 28 days by  $\approx 9.2\%$ , and with a further increase in the proportion of cullet in fine aggregate, a slight increase in concrete strength occurs. When replacing fine sand with cullet in the amount of 70%, the strength of concrete at the age of 28 days decreases by 7.2%. It can be assumed that the decrease in the strength of concrete when cullet is added to the fine aggregate is due to the fact that the

glass grains have a smooth surface, there is no adhesion to the cement stone.

In order to increase the strength of concrete samples, crushed stone with a fraction of 5-10 mm was used as aggregates for samples of series II, and crushed sand from granite and cullet with a grain size of 0-10 mm was used as a fine aggregate. The cullet was introduced into the composition of the plastic concrete mixture in the amount of 0, 30, 50, 70 and 100% of the mass of fine aggregate, replacing the sand with the given amount of cullet. The composition of the concrete mix is shown in Table 4.

Table 4. Concrete mix comp

| Experience number                                       | 1   | 2   | 3   | 4   | 5   | 6   |
|---|-----|-----|-----|-----|-----|-----|
| The content of cullet from the mass of fine aggregate,% | 0   | 15  | 30  | 50  | 70  | 100 |
| Cement, g   | 150 | 150 | 150 | 150 | 150 | 150 |
| Crushed sand from granite, g                            | 214 | 182 | 150 | 107 | 64  | 0   |
| Glass break, g  | 0   | 33  | 64  | 107 | 150 | 161 |
| Crushed stone 5 - 10 mm, g                              | 161 | 161 | 161 | 627 | 161 | 161 |
| Water, g  | 75  | 75  | 75  | 75  | 75  | 75  |

Appearance of concrete samples before and after testing compressive strength tests are shown in figure 2.

**Impact Factor:**

|                                 |                               |                             |
|---------------------------------|-------------------------------|-----------------------------|
| <b>ISRA (India)</b> = 6.317     | <b>SIS (USA)</b> = 0.912      | <b>ICV (Poland)</b> = 6.630 |
| <b>ISI (Dubai, UAE)</b> = 1.582 | <b>ПИИИ (Russia)</b> = 0.126  | <b>PIF (India)</b> = 1.940  |
| <b>GIF (Australia)</b> = 0.564  | <b>ESJI (KZ)</b> = 9.035      | <b>IBI (India)</b> = 4.260  |
| <b>JIF</b> = 1.500              | <b>SJIF (Morocco)</b> = 7.184 | <b>OAJI (USA)</b> = 0.350   |



**Figure 2. Appearance of concrete specimens before and after testing compressive strength tests**

The results of testing concrete samples at the age of 7, 14 and 28 days after aging under normal hardening conditions are presented in table.5

**Table 5. Concrete strength test results**

| % glass by weight<br>fine aggregate | Compressive strength (MPa) at age, days |      |       |              |      |
|-------------------------------------|---|------|-------|--------------|------|
|                                     | Crushed granite sand                    |      |       | Natural sand |      |
|                                     | 7                                       | 14   | 28    | 7            | 28   |
| 0                                   | 43,6                                    | 44,4 | 46,6  | 31,4         | 46,4 |
| 15                                  | 39,2                                    | 46,2 | 53,1  | 26,2         | 43   |
| 30                                  | 38,1                                    | 44,6 | 52,4  | 27,4         | 42,4 |
| 50                                  | 39,7                                    | 45,3 | 49, 2 | 30,5         | 42,2 |
| 75                                  | 31,9                                    | 41   | 41    | 29,7         | 43,2 |
| 100                                 | 33,6                                    | 35,8 | 41,4  | 28,8         | 43,2 |

**3. Conclusions**

According to the test results, the strength of concrete samples on crushed granite sand is higher than the strength of samples with a similar percentage of cullet on natural sand.

Table data. 5 show a small (within 10%) strength gain of concrete with 15% cullet content in crushed granite sand. Then an increase in the amount of cullet in the crushed sand gradually leads to a decrease in the strength of concrete. So, replacing crushed sand from granite completely with cullet reduces the strength of

concrete by about 11.3% in comparison with the strength of concretes made only on crushed sand

Thus, taking into account the results obtained, it can be concluded that at a late stage of hardening of composite materials, with partial replacement of the fine aggregate with cullet, a very dense and homogeneous structure of contacts is formed. –tiny zone. Strength properties on the basis of glass breakage are determined by the content of individual components in the composition.

**References:**

1. Tumanov, A. (2015). *Concrete and reinforced concrete structures.* (p.104). Moscow: Palmarium Academic Publishing.
2. Yuan, Y., Wang, L., & Tian, P. (2015). *High-quality cement concrete with improved*

**Impact Factor:**

**ISRA (India) = 6.317**  
**ISI (Dubai, UAE) = 1.582**  
**GIF (Australia) = 0.564**  
**JIF = 1.500**

**SIS (USA) = 0.912**  
**PIHII (Russia) = 0.126**  
**ESJI (KZ) = 9.035**  
**SJIF (Morocco) = 7.184**

**ICV (Poland) = 6.630**  
**PIF (India) = 1.940**  
**IBI (India) = 4.260**  
**OAJI (USA) = 0.350**

---

- properties.* (p.448). Moscow: Publishing house of the Association of building universities.
3. Bazhenov, Yu.M. (2015). *Concrete Science-Textbook.* (p.144). Moscow: ASV.
  4. Ogloblina, E.A. (2016). *Calculation of the composition of concrete of various types.* (p.28). Magnitogorsk: MSTU.
  5. Jihwan, K., Yi, C., & Zi, G. (2015). "Waste Glass Sludge as a Partial Cement Replacement in Mortar." *Construction and Building Materials*, 75 (2015), pp. 242–246.
  6. Jani, Y., & Hogland, W. (2014). Waste glass in the production of cement and concrete - A review. *Journal of Environmental Chemical Engineering*, 2 (3), pp. 1767-1775.
  7. Rashad, A.M. (2014). Recycled waste glass as fine aggregate replacement in cementitious materials based on Portland cement. *Construction and Building Materials*, 72, pp. 340-357.
  8. Kim, J., Yi, C., & Zi, G. (2015). Waste glass sludge as a partial cement replacement in mortar. *Construction and Building Materials*, 75, pp. 242–246.
  9. Dvorkin, L. I. (2019). "Practical methodology for designing concrete compositions" Textbook- (p.604). Moscow, Vologda, Info-Engineering.
  10. Chulkova, I. L., & Yurina, T. A. (2019). *Designing the compositions of concrete mixtures using modern information technologies.* Monograph. (p.136). Moscow, Vologda: Info-Engineering.

## Impact Factor:

ISRA (India) = 6.317  
ISI (Dubai, UAE) = 1.582  
GIF (Australia) = 0.564  
JIF = 1.500

SIS (USA) = 0.912  
ПИИИ (Russia) = 0.126  
ESJI (KZ) = 9.035  
SJIF (Morocco) = 7.184

ICV (Poland) = 6.630  
PIF (India) = 1.940  
IBI (India) = 4.260  
OAJI (USA) = 0.350

SOI: [1.1/TAS](#) DOI: [10.15863/TAS](#)

### International Scientific Journal Theoretical & Applied Science

p-ISSN: 2308-4944 (print) e-ISSN: 2409-0085 (online)

Year: 2021 Issue: 04 Volume: 96

Published: 07.04.2021 <http://T-Science.org>

QR – Issue



QR – Article



A.N. Guliyeva

Azerbaijan State University of Oil and Industry  
docent

P.B. Mammadova

Azerbaijan State University of Oil and Industry  
master student  
[kt.edu@mail.ru](mailto:kt.edu@mail.ru)

## NANOEMULSION OBTAINMENT BASED ON NAFTALAN OIL

**Abstract:** The purpose of this work is to study the possibility of forming a nanoemulsion NE as vectors for the transportation of biologically active compounds into the human body. The process was investigated on a high-energy facility. The effect of the stirring rate, temperature, dispersed medium on the size of nanoparticles was investigated. The research of the size allotment of dispersed phase droplets in emulsion was carried out.

**Key words:** Naftalan oil, nanoemulsion, high-energy method, mechanical dispersing.

**Language:** English

**Citation:** Guliyeva, A. N., & Mammadova, P. B. (2021). Nanoemulsion obtainment based on Naftalan oil. *ISJ Theoretical & Applied Science*, 04 (96), 66-70.

**Soi:** <http://s-o-i.org/1.1/TAS-04-96-15> **Doi:**  <https://dx.doi.org/10.15863/TAS.2021.04.96.15>

**Scopus ASCC:** 1600.

### Introduction

The interest in nanoemulsions (NE) is constantly rising, since such dispersed systems are perspective in terms of use as a means of targeted delivery of medical and biologically active compounds.

Today, two methods are known to obtain them: high-low energy and combined. Among the high-energy methods, the main attention is paid to mechanical dispersion, dispersion under the effect of ultrasound, homogenization under pressure, as well as microfluidic and membrane methods. Among low-energy ones, phase inversion with the system composition or temperature changes, spontaneous emulsification. The combination of high and low-energy methods makes it possible to obtain reverse nanoemulsions in high-viscosity systems.

We set the target for us: preparation of an emulsion solution in laboratory conditions. In connection with the solution of this issue, the advantages and disadvantages of various methods for getting nanoemulsions at this stage were analysed and discussed and perspective areas of their application were taken into consideration.

### Experimental part

The process was carried out in a valve homogenizer and consisted of two stages. At the first stage, the emulsion flow deviated at an angle of 90 ° from the direction of the initial movement. A movable flap-valve allows changing the thickness of the gap varying the flow rate of emulsified liquids and the pressure formed in the apparatus (Pic. 1). The homogenizers of this type operate continuously.

The droplet size in the obtained emulsion depends on the design of the valve and outlet, the viscosity of the emulsified system and the pressure formed in the apparatus. As the thickness of the gap between the piston and the outlet hole is 10-100 microns, very high fluid velocities of the order of hundreds of m / s occur [3].

The indwelling time of the emulsion in the gap is several milliseconds. The issue arose about the rate of surfactant adsorption accordingly. If the rate of adsorption of the surfactant is less than the rate of coalescence of the droplets, then even with the formation of nanosized droplets and the presence of a sufficient amount of surfactant, the droplets will become larger as soon as the emulsion leaves the homogenization zone. Nevertheless, even with the use

## Impact Factor:

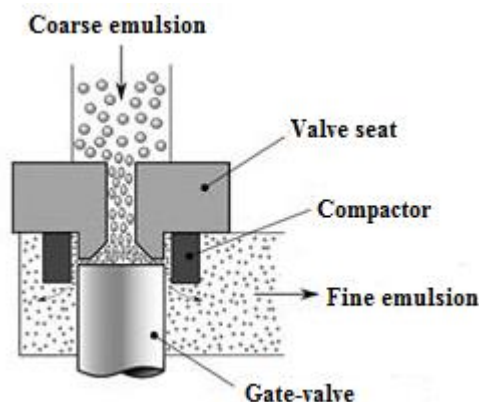
ISRA (India) = 6.317  
ISI (Dubai, UAE) = 1.582  
GIF (Australia) = 0.564  
JIF = 1.500

SIS (USA) = 0.912  
PIHII (Russia) = 0.126  
ESJI (KZ) = 9.035  
SJIF (Morocco) = 7.184

ICV (Poland) = 6.630  
PIF (India) = 1.940  
IBI (India) = 4.260  
OAJI (USA) = 0.350

of rapidly adsorbed surfactants, the effect of coalescence can be significantly reduced, but cannot be eliminated. Therefore, multiple circulation of the emulsion through the homogenizer is often applied. By means of effective stabilization, nanoemulsions can have relatively high kinetic stability. In order to stabilize nanoemulsions, a much lower concentration

of surfactants is required than to get microemulsions. The low content of surfactants in nanoemulsions can significantly reduce the negative effect of surfactants in the practical application of such emulsions in pharmaceutical, cosmetic, food and other industries. We solved this issue by combining surfactant and emulsifier in one Tween 80.



**Pic. 1. Schematic image of emulsification in a valve homogenizer**

For identifying the type of the obtained nanoemulsion, we used the dilution method. It consists of adding a small amount of liquid to the emulsion, which forms one of the phases of the nanoemulsion. The liquid, which is a dispersion medium, easily dilutes W/O (water-oil) O/W (oil-water), i.e. nanoemulsion, while the dispersed phase cannot dilute it. As in our case, a drop of nanoemulsion was uniformly distributed in water; we designated it as a direct nanoemulsion.

### Research methods

The research of dispersed phase droplets in nanoemulsions was carried out by means of such methods like conductometry, dynamic light scattering, differential scanning calorimeter, polarizing optical microscopy, transmission electron microscopy [2, 8].

The effect of the intensity of stirring on the droplet size of the dispersed phase was studied. The

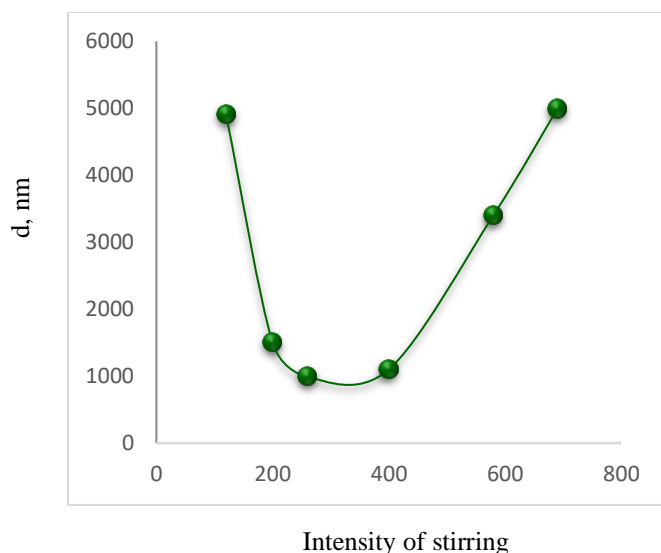
size of the dispersed phase droplets in nanoemulsions depends on the intensity of stirring. The effect of stirring on the diameter of the dispersed phase droplets was examined experimentally (Pic. 2). In this work, nanoemulsions containing 20 vol. % of Naftalan oil and 10 vol. % Of Tween 80 were examined.

The components of the nanoemulsion were mixed at a temperature of 25°C on a power mixer with a stirring speed of 100-3000 rpm and simultaneously drop wise using a peristaltic pump ( $v = 2.5 \text{ ml / min}$ ) and distilled water of 0.17 M was added. It can be seen from Pic. 2 that an increase in the mixing intensity led to a decrease in the droplet size only at a low mixing intensity. Thus, with an increase in the stirring speed from 150 to 300 rpm, the diameter of the dispersed phase droplets sharply decreased from 5000 to 1000 nm. In the range of 300-500 rpm, the diameter of the dispersed phase droplets practically did not change and was in the range of 1300-1500 nm [1].



## Impact Factor:

|                  |         |                |         |              |         |
|------------------|---------|----------------|---------|--------------|---------|
| SISRA (India)    | = 6.317 | SIS (USA)      | = 0.912 | ICV (Poland) | = 6.630 |
| ISI (Dubai, UAE) | = 1.582 | ПИИИ (Russia)  | = 0.126 | PIF (India)  | = 1.940 |
| GIF (Australia)  | = 0.564 | ESJI (KZ)      | = 9.035 | IBI (India)  | = 4.260 |
| JIF              | = 1.500 | SJIF (Morocco) | = 7.184 | OAJI (USA)   | = 0.350 |

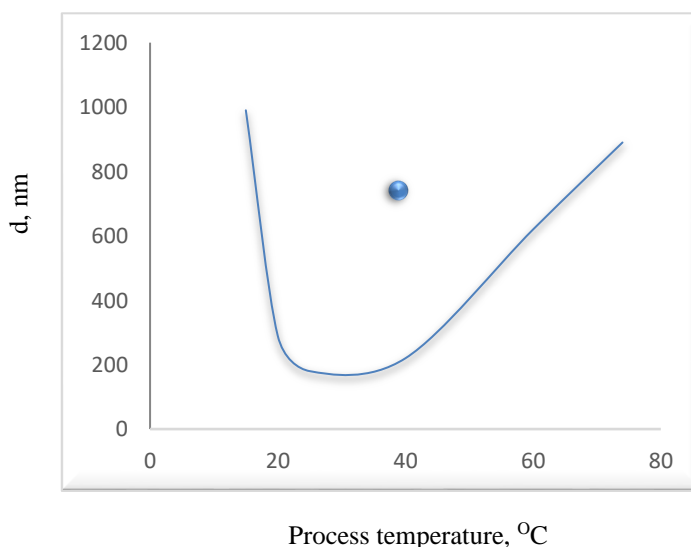


**Pic. 2. Droplet size of the dispersed phase dependency on the intensity of stirring.**

Thus, at a stirring intensity of 300-500 rpm, droplets of the dispersed phase of the smallest size were obtained. It should be noted that in this case, the formation of emulsions with relatively large droplets also occurred; therefore, the effect of temperature on the dispersion of emulsions was studied.

The effect of the temperature of the process of obtaining nanoemulsions on the droplet size of the

dispersed phase of the emulsion was obtained at temperatures from 25 to 70°C on a driven mixer with a stirring speed of 400 rpm. 0.17 M distilled water was added drop wise using a peristaltic pump ( $v = 2.5 \text{ ml / min}$ ). In fig. 4 the dependence of the droplet size of the dispersed phase on the temperature of the process of obtaining emulsions is given [1].



**Pic. 3. Dispersed phase droplet size dependency on the nanoemulsions obtainment temperature.**

The concentration of Tween 80 is 5 vol.% from the data presented, it can be concluded that with an increase in temperature from 13 to 20°C, the diameter of the dispersed phase droplets sharply decreased, in the temperature range 20-40°C the diameter of the droplets was 225-285 nm, at temperatures above 40°C the droplet size increased. Consequently, at room

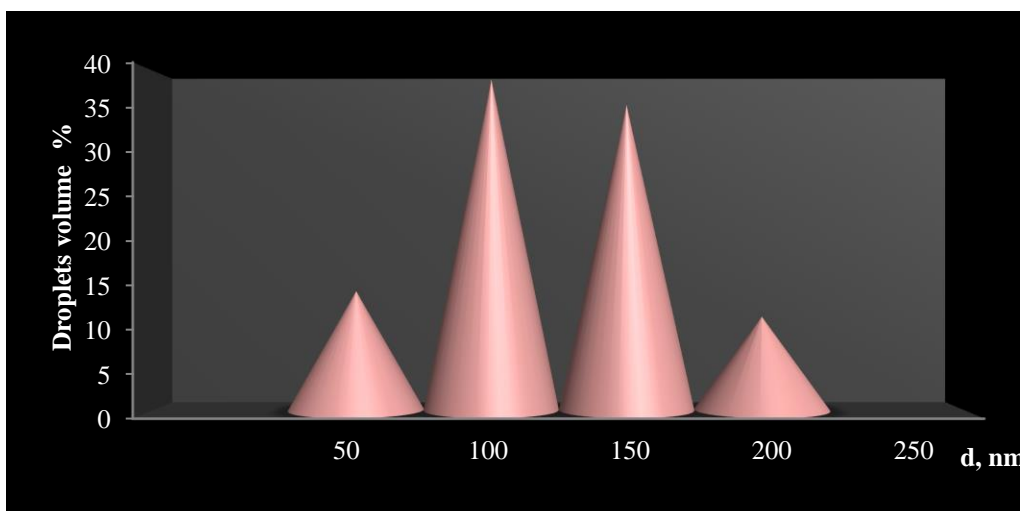
temperature 20-25°C, the average diameter of the dispersed phase droplets was the smallest.

Afterwards, we investigated the size distribution of dispersed phase droplets in an emulsion stabilized with Tween 80 at a stirring speed of 3000 rpm for 15 min. The emulsions with the smallest droplet size were obtained by dispersing at a temperature of 25°C

## Impact Factor:

|                  |         |                |         |              |         |
|------------------|---------|----------------|---------|--------------|---------|
| ISRA (India)     | = 6.317 | SIS (USA)      | = 0.912 | ICV (Poland) | = 6.630 |
| ISI (Dubai, UAE) | = 1.582 | PIIHQ (Russia) | = 0.126 | PIF (India)  | = 1.940 |
| GIF (Australia)  | = 0.564 | ESJI (KZ)      | = 9.035 | IBI (India)  | = 4.260 |
| JIF              | = 1.500 | SJIF (Morocco) | = 7.184 | OAJI (USA)   | = 0.350 |

with a mixture consisting of 25% Naftalan oil, 13.5% surfactant (Tween 80) and 61.5% distilled water (Pic.4).



**Pic.4.** Size distribution of dispersed phase droplets in an emulsion stabilized with Tween 80 obtained by high-energy dispersion.

The features of Ostwald ripening are analysed. Methods for reducing the rate of this process are considered because it is especially relevant for nanoemulsions, in which it is often the main one and leads to the destruction of these dispersed systems limiting their practical application [3, 6, 7].

According to the literature [4, 5, 10, 14], if the fraction of the dispersed phase is in the range of up to 5 vol.%, then the rate of Ostwald ripening is practically independent of the concentration of the dispersed phase. In order to determine the values of the rates of Ostwald ripening in nanoemulsions stabilized with Tween 80, nanoemulsions with a dispersed phase fraction of 25-vol. % were diluted with 0.17 M distilled water to dispersed phase concentrations from 1 to 5 vol. %. Then, we studied the change in the size of the dispersed phase droplets from time to time.

The research has shown that the droplet size distributions in nanoemulsions stabilized with Tween 80 has only one maximum, which indirectly indicates the absence of coagulation. From time to time, the position of the maximum shifted to the area of large values. This once again proved the correct choice of the emulsifier [11-13].

### Conclusions and discussions

A nanoemulsion based on naphthalene oil was obtained by the method of high-energy dispersion.

The process was carried out in a valve homogenizer and consisted of two stages. The effect of stirring speed, temperature was investigated. We chose Tween 80 as an emulsifier. It was also a surfactant to stabilize the resulting emulsion. The dependence of the droplet size of the dispersed phase on the intensity of stirring, the dependence of the droplet size of the dispersed phase on the temperature of obtaining nanoemulsions was studied, and the character of the size distribution of the dispersed phase droplets in the emulsion stabilized with Tween 80 was investigated.

NEs are thermodynamically unstable systems; they undergo the same processes leading to delamination as in conventional emulsions. There is practically no sedimentation in the NE, since the droplet size is very low and the speed of the Brownian motion is high. The coalescence, as in traditional emulsions, can be significantly slowed down, with the right choice of emulsifier.

As a rule, direct NEs are not resistant to Ostwald ripening (isothermal distillation), during which smaller droplets dissolve and larger ones increase in size. Even if an NE with a very narrow droplet size distribution is obtained, due to the difference in droplet size, there is a difference in the chemical potential of the substance inside the droplets. In result, Ostwald ripening occurs, the coarsening of the droplets of the internal phase, which inevitably leads to the subsequent stratification of emulsions.

|                       |                                 |                               |                             |
|-----------------------|---------------------------------|-------------------------------|-----------------------------|
| <b>Impact Factor:</b> | <b>ISRA (India) = 6.317</b>     | <b>SIS (USA) = 0.912</b>      | <b>ICV (Poland) = 6.630</b> |
|                       | <b>ISI (Dubai, UAE) = 1.582</b> | <b>PIHII (Russia) = 0.126</b> | <b>PIF (India) = 1.940</b>  |
|                       | <b>GIF (Australia) = 0.564</b>  | <b>ESJI (KZ) = 9.035</b>      | <b>IBI (India) = 4.260</b>  |
|                       | <b>JIF = 1.500</b>              | <b>SJIF (Morocco) = 7.184</b> | <b>OAJI (USA) = 0.350</b>   |

## References:

- Zvonarev, S.V., Kortov, V.S., & Shtang, T.V. (2014). *Modelirovanie struktury i svojstv nanosistem*. (p.120, pp.36-50). Ekaterinburg Izdatel'stvo Ural'skogo universiteta.
- Cevc, G., & Vierl, U. (2010). Nanotechnology and the transdermal route. A state of the art review and critical appraisal. *J. Controlled Release*, Vol. 141, pp.277-299.
- Fornaguera, C., Dols-Perez, A., Calderó, G., García-Celma, M.J., Camarasa, J., & Solans, C. (2015). PLGA nanoparticles prepared by nano-emulsion templating using lowenergy methods as efficient nanocarriers for drug delivery across the blood-brain barrier. *J. Controlled Release*, Vol. 211, pp. 134-143.
- Izquierdo, P., Feng, J., Esquena, J., Tadros, Th. F., Joseph, C. Dederen, J.C., Garcia, M.J., Azemar, N., & Solans, C. (2005). The influence of surfactant mixing ratio on nano-emulsion formation by the pit method. *J. Colloid Interface Sci.*, Vol. 285, pp. 388–394.
- Liu, W., Sun, D., Li, C., Liu, Q., & Xu, J. (2006). Formation and stability of paraffin oil-in-water nano-emulsions prepared by the emulsion inversion point method. *J. Colloid Interface Sci.*, Vol. 303, pp. 557–563.
- Loureiro, A., Gonçalo, J., Bernardes, L., Shimanovich, U., Sárria, M.P., Nogueira, E., Preto, A., Gomes, A.C., & Cavaco-Paulo, A. (2015). Folic acid-tagged protein nanoemulsions loaded with CORM-2 enhance the survival of mice bearing subcutaneous A20 lymphoma tumors. *Nanomedicine: Nanotech., Biol. Med.*, Vol. 11, pp. 1077- 1083.
- Maali, A., & Hamed Mosavian, M.T. (2013). Preparation and Application of Nanoemulsions in the Last Decade (2000–2010). *J. Dispersion Sci. Technol.*, Vol. 34, pp. 92–105.
- Martin, G.P., Jones, S.A., & Akomeah, F.K. (2006). Dermal and Transdermal Drug Delivery Systems: Current and Future Prospects. *Drug Delivery*, Vol. 13, pp. 175- 187.
- Rao, J., & McClements, D.J. (2011). Formation of Flavor Oil Microemulsions, Nanoemulsions and Emulsions: Influence of Composition and Preparation Method. *J. Agric. Food Chem.*, Vol. 59, pp. 5026–5035.
- Salama, I.E., Jenkins, C.L., Davies, A., Clark, J.N., Wilkes, A.R., Hall, J.E., & Paul, A. (2015). Volatile fluorinated nanoemulsions: A chemical route to controlled delivery of inhalation Anesthesia. *J. Colloid Interface Sci.*, Vol. 440, pp. 78-83.
- Sari, T.P., Mann, B., Kumar, R., Singh, R.R.B., Sharma, R., Bhardwaj, M., & Athira, S. (2015). Preparation and characterization of nanoemulsion encapsulating curcumin. *Food Hydrocolloids.*, Vol. 43, pp. 540-546.
- Scholz, P., & Keck, C.M. (2015). Nanoemulsions produced by rotor–stator high speed stirring. *Int. J. Pharm.*, Vol. 482, pp. 110-117.
- Tadros, Th., Izquierdo, P., Esquena, J., & Solans, C. (2004). Formation and stability of nano-emulsions. *Adv. In Colloid Interface Sci.*, Vol. 108-109, pp. 303-318.
- Taylor, P. (1998). Ostwald ripening in emulsions. *Adv. Colloid Interface Sci.*, Vol. 75, pp. 107-163.

## Impact Factor:

ISRA (India) = 6.317  
ISI (Dubai, UAE) = 1.582  
GIF (Australia) = 0.564  
JIF = 1.500

SIS (USA) = 0.912  
ПИИИ (Russia) = 0.126  
ESJI (KZ) = 9.035  
SJIF (Morocco) = 7.184

ICV (Poland) = 6.630  
PIF (India) = 1.940  
IBI (India) = 4.260  
OAJI (USA) = 0.350

SOI: [1.1/TAS](#) DOI: [10.15863/TAS](#)

### International Scientific Journal Theoretical & Applied Science

p-ISSN: 2308-4944 (print) e-ISSN: 2409-0085 (online)

Year: 2021 Issue: 04 Volume: 96

Published: 07.04.2021 <http://T-Science.org>

QR – Issue



QR – Article



#### Hagigat Aliashraf Javadova

Azerbaijan National Academy of Sciences  
Doctor of Technical Sciences, Professor,  
Head of Laboratory of «Additive and lubricating compositions»,  
Institute of Chemistry of Additives, Azerbaijan  
[lab\\_djavadova@mail.ru](mailto:lab_djavadova@mail.ru)

#### Yulduz Boyuk Agha Ramazanova

Azerbaijan National Academy of Sciences  
PhD in chemistry, Assistant Professor,  
Leader Researcher of Laboratory of «Additive and lubricating compositions»,  
Institute of Chemistry of Additives, Azerbaijan  
[pishnamazzadeh@mail.ru](mailto:pishnamazzadeh@mail.ru)

#### Gulshan Galib Yusifzadeh

Azerbaijan National Academy of Sciences  
Researcher of Laboratory of «Additive and lubricating compositions»,  
Institute of Chemistry of Additives, Azerbaijan  
[gulshan.yusifzadeh@mail.ru](mailto:gulshan.yusifzadeh@mail.ru)

#### Zakiya Kamil Maharramova

Azerbaijan National Academy of Sciences  
Researcher of Laboratory of «Additive and lubricating compositions»,  
Institute of Chemistry of Additives, Azerbaijan  
[meherremova@mail.ru](mailto:meherremova@mail.ru)

#### Ilaha Abuzar Jafarova

Ganja branch of Azerbaijan National Academy of Sciences  
PhD in technique,  
Head of Laboratory of "Naftalan oils and surfactants", Azerbaijan  
[cafarova\\_ilash@mail.ru](mailto:cafarova_ilash@mail.ru)

## FORMULATION OF NEW LUBRICATING COMPOSITIONS OF M-20 B<sub>n</sub> ENGINE OIL FOR MARINE DIESEL ENGINES

**Abstract:** New lubricating compositions of the well-known industrial engine oil M-20 B<sub>n</sub> were formulated for ship diesel engines of the 42-56 ЧНСН 16/17 brand engines M-503, M-504 and M-507, which meet the requirements of standards of M-20B<sub>n</sub> oil with the use and comparative study of detergent-dispersant additives IXII-101, AKI-114 and AKI -218 high functional properties, which are barium and calcium salts of condensation products of alkyl phenol with formaldehyde and ammonia and other amines.

**Key words:** ships, diesel, base oil, additive, engine, lubricating composition.

**Language:** English

**Citation:** Javadova, H. A., Ramazanova, Y. B. A., Yusifzadeh, G. G., Maharramova, Z. K., & Jafarova, I. A. (2021). Formulation of new lubricating compositions of M-20 B<sub>n</sub> engine oil for marine diesel engines. *ISJ Theoretical & Applied Science*, 04 (96), 71-74.

**Soi:** <http://s-o-i.org/1.1/TAS-04-96-16> **Doi:**  <https://dx.doi.org/10.15863/TAS.2021.04.96.16>

## Impact Factor:

ISRA (India) = 6.317  
ISI (Dubai, UAE) = 1.582  
GIF (Australia) = 0.564  
JIF = 1.500

SIS (USA) = 0.912  
ПИИЦ (Russia) = 0.126  
ESJI (KZ) = 9.035  
SJIF (Morocco) = 7.184

ICV (Poland) = 6.630  
PIF (India) = 1.940  
IBI (India) = 4.260  
OAJI (USA) = 0.350

Scopus ASCC: 1600.

### Introduction

New lubricating compositions of the well-known industrial engine oil M-20 Бп were formulated for ship diesel engines of the 42-56 ЧНСП 16/17 brand engines M-503, M-504 and M-507, which meet the requirements of standards of M-20Бп oil with the use and comparative study of detergent-dispersant additives ИХП-101, АКІ-114 and АКІ-218 high functional properties, which are barium and calcium salts of condensation products of alkyl phenol with formaldehyde and other amines. [ 1, 2]

Б<sub>2</sub> group of engine oil for ship, locomotive and stationery diesel engines includes M-12ББ, M-20Бп and Г<sub>2</sub> group includes -10Г<sub>2</sub>ЦС, M-14ГБ, M-14Г<sub>2</sub>, M-14Г<sub>2</sub>ЦС, M-16Г<sub>2</sub>ЦС and M-20Г<sub>2</sub> oil. Formulating and producing new analogues of M-20Бп diesel oil used in ship diesel engines is a very important and actual issue. M-20Бп engine oil used in Russian-made 42-56 ЧНСП 16/17 marine diesels (M-503, 504 and M-507 engines) is produced in the composition below: 3,5% ЦИАТИМ-339, 2% ДФ-1, 1,5% ПМС«Я» and 0,005% ПМС-200А additives and 93,5% МС-20 base oil. Physicochemical indicators of the oil: kinematic viscosity – 19,5-21,5 mm<sup>2</sup>/s, viscosity index – 85, alkalinity – 2,7-3,0 mgKOH/g, ash content – 0,9%, freezing temperature – minus 15°C.

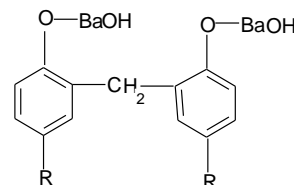
Researches were conducted on two directions: on one hand, selection of base oil appropriate for viscosity and viscosity index of МС-20, on the other hand, formation of a new additive package based on the research of multifunctional alkylphenolate type ИХП-101, АКІ-114 and АКІ-218 additives.[ 3,4,5,6]

AKI-114 and AKI-218 additives with higher alkalinity in comparison with ИХП-101 additive which is barium and calcium salts of condensation product of recently synthesized alkyl phenols with formaldehyde and various amines as detergent-dispersant additives were used in the studies conducted on formulation of new analogues of different type M-20Бп, M-20B<sub>2</sub>φ engine oils used in ship diesels, their test results were analyzed in comparison with base oils and new lubricating oils were formulated on the basis of positive results of the most suitable ratios of additive packages (table 1) [ 7].

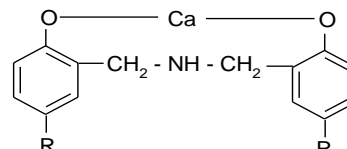
It was determined that each three additive compositions of M-20Бп oil with indicators defined by

ГОСТ and international ASTM methods meet important requirements.

**ИХП-101 additive – Di-(oxyalkylfenil)-barium salt of methane.** Alkalinity 60-70 mgKOH/g.

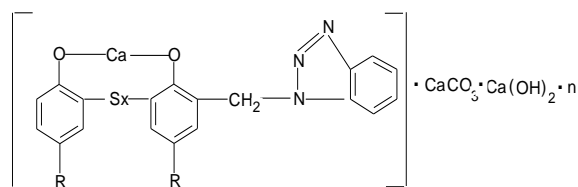


**AKI-114 additive – calcium salt of condensation product of alkylphenol with formaldehyde and ammonia.** Alkalinity 80-90 mgKOH/g:



**AKI-218 additive – carbonated calcium salt of condensation product of sulfurized alkylphenol with formaldehyde and benzotriazole.** Alkalinity 154 mgKOH/g.

Formula of AKI-218 alkaline:



where

$$x=1.2 \quad R=C_8-C_{12}$$

Compositions have been compiled from primary additives necessary for production and composition of above mentioned oil – zinc salt of ИХП-101 additive that is able to replace detergent-dispersant ЦИАТИМ-339 additive and dialkyl dithiophosphoric acid – ДФ-11 and detergent-dispersant additive C-400 in different proportions, indicators that characterize their important physicochemical properties and operational peculiarities were defined. [8]

|                       |                                 |                               |                             |
|-----------------------|---------------------------------|-------------------------------|-----------------------------|
| <b>Impact Factor:</b> | <b>ISRA (India) = 6.317</b>     | <b>SIS (USA) = 0.912</b>      | <b>ICV (Poland) = 6.630</b> |
|                       | <b>ISI (Dubai, UAE) = 1.582</b> | <b>ПИИЦ (Russia) = 0.126</b>  | <b>PIF (India) = 1.940</b>  |
|                       | <b>GIF (Australia) = 0.564</b>  | <b>ESJI (KZ) = 9.035</b>      | <b>IBI (India) = 4.260</b>  |
|                       | <b>JIF = 1.500</b>              | <b>SJIF (Morocco) = 7.184</b> | <b>OAJI (USA) = 0.350</b>   |

**Table 1. Comparative test results of important physicochemical indicators of new lubricating compositions**

| Indicators   | M-20Бп engine oil | Lubricating compositions of M-20Бп engine oil              |  |  | Test method |
|--|-------------------|--|--|--|-------------|
|  |                   | I  | II   | III  |             |
|  |                   | ИХП -101<br>ДФ -11<br>С-400<br>Viscoplex-5-309<br>ПМС-200А | АКІ-114<br>Мх-3103<br>С-400<br>Viscoplex-5-309<br>ПМС-200А | АКІ-218<br>Мх-3103<br>С-400<br>Viscoplex-5-309<br>ПМС-200А |             |
| 1.Kinematic viscosity, 100°C, mm <sup>2</sup> /s   | 19,5-21,5         | 20,71  | 20,12  | 21,02  | ASTM445     |
| 2.Viscosity index                                  | 85                | 85   | 85   | 87   | ASTM 2270   |
| 3.Alkalinity, mg KOH/g, not less than              | 2,7               | 2,75   | 3,0  | 3,2  | ASTM 4739   |
| 4. Sulphate ash, %, not more than                  | 0,9               | 0,85   | 0,79   | 0,72   | ASTM 874    |
| 5.Flash point in an open pot, °C, not lower than   | 220               | 270  | 270  | 275  | ASTM D 92   |
| 6.Freezing point, °C, not higher than              | Minus 15          | Minus 15   | Minus 15   | Minus 15   | ASTM D 97   |
| 8.Colour, ЦНТ unit in ЦНТ colorimeter, point       | Not normalized    | 8,0  | 8,0  | 8,0  | ASTM D1500  |
| 9.Density, 20°C, kg/m <sup>3</sup> , not more than | 902               | 899  | 895  | 896  | ASTM 4052   |

It should be noted that oxidation, corrosion resistance properties of lubricants – sediment formation percentage during oxidation resists for 40 hours, corrosion is not observed in tests conducted with the participation of copper naphthenate catalyst at

140°C alkalines and 25 hours at the optimum rate. Determination of detergent potential at 250°C indicates that unlike industrial oil, indicators of detergent potential of formulated lubricating compositions consist of 85, 90 and 95 % appropriately. Table 2

**Table 2. Indicators characterizing operational properties of newly-formulated lubricating compositions**

| Indicators   | M-20 Бп engine oil | Lubricating compositions of M-20Бп engine oil |            |                     | Test method |
|--|--------------------|---|------------|---------------------|-------------|
|  |                    | I   | II         | III                 |             |
| 1.Corrosion on C1 and C2 type lead plates under ГОСТ 3778-77, g/m <sup>2</sup> , not more than | 10                 | N/A   | N/A        | N/A                 | ГОСТ 0502   |
| 2.Stability on induction period for sediment formation (ИПО), 35 hours                         | Resistance         | Resistance                                    | Resistance | Resistance 40 hours | ГОСТ 11063  |
| 3.Detergent potential 250°C, %   | Not normalized     | 85  | 90         | 95                  | ГОСТ 5726   |
| 4.Detergent property, by ПЗВ method, point   | Not normalized     | 0   | 0          | 0                   | ГОСТ 5726   |
| 5.Purity degree, for 100g oil, mg, not more than   | 250                | -   | 230        | 225                 | ГОСТ 2275   |

We can conclude that the fact that lubricating compositions formulated with AKI-218 additive have

advantages such as 2.7 mgKOH/g alkalinity, 40 hours resistance property to oxidation compared to 35 hours

## Impact Factor:

ISRA (India) = 6.317  
ISI (Dubai, UAE) = 1.582  
GIF (Australia) = 0.564  
JIF = 1.500

SIS (USA) = 0.912  
ПИИИ (Russia) = 0.126  
ESJI (KZ) = 9.035  
SJIF (Morocco) = 7.184

ICV (Poland) = 6.630  
PIF (India) = 1.940  
IBI (India) = 4.260  
OAJI (USA) = 0.350

and 95% detergent property enables to produce the above mentioned additive package by an economically and environmentally effective method [8].

It should be noted that the duration of the induction of sediment formation in the new lubricating compositions of M-20Бп motor oils ИХП-101, AKI-114 is 35 hours per roll, lasts 40 hours in a composition with AKI-218 additive. Determination of washing capacity at 250 °C shows that, unlike commercial oil, the indicators of washing capacity of lubricant compositions created with additives ИХП-101, AKI-

114, AKI-218 were 85, 90, 95%, respectively (Table 2).

Thus, it was determined that M-20Бп motor oil developed with AKI-218 additive is superior in high detergent dispersant, ignition temperature and alkalinity, resistance to oxidation and low ash content. This oil completely replaces the oil M-20Бп used in M-503, M-504, M-507 engines of ship diesels 42-56 ЧНСП 16/17, and the organization of production is considered possible.

## References:

1. (1986). *Oils produced by enterprises of the USSR Ministry of Oil and Gas Industry*. Directory-directory edited by V.M.Shkolnikov, N.A. Kuznetsov. Moscow.
2. Kazimzadeh, A.K., Naghiyeva, E.A., Mamedova, A.H., Mamedova, R.A., & Gadirov, A.A. (2013). "Nitrogen-containing polyfunctional alkylphenolate additives for lubricating oils". XXVII International scientific and technical conference "Reactive". October 21-24, 2013. (p.80). Irkutsk, Russian Federation.
3. Javadova, A.A., Ramazanova, Y.B., Huseynova, A.A., Shamilzadeh, T.I., Yusifzadeh, G.G., & Dadashova, T.A. (2017). "Engine oil for ship diesels". Az Patents İ 2017 0015.
4. Javadova, A.A., et al. (2009). "Engine oil for ship diesels". Az Patents İ 2009 0207.
5. Javadova, A.A., Farzaliyev, A.Kh., Huseynova, A.A., Javadova, E.M., & Yusifova, A.R. (2015). "Engine oil for ship diesels". "Engine oil for ship diesels". Az Patents İ 2015 0075.
6. Kuliyeu, A.M. (1985). "Chemistry and technology of additives for oils and fuels". (p.191). Chemistry Publishing House.
7. Javadova, H.A., Farzaliyev, V.M., Kazimzadeh, A.K., Ramazanova, Y.B., Shamilzadeh, T.I., Naghiyeva, E.A., Azimov, E.V., Abdullayev, B.I., & Huseynova, A.A. (2007). *Engine oil for ships and stationary diesels*. Azerbaijan Patent İ 2007 0212.
8. Vipper, A.B., & Tharasova, V.A. (1983). "Combined action of alkylphenolate and dialkyldithiophosphate type additives during mineral oil oxidation". *Petrochemistry and Oil Refining*, No. 7, pp. 28-30.

## Impact Factor:

ISRA (India) = 6.317  
ISI (Dubai, UAE) = 1.582  
GIF (Australia) = 0.564  
JIF = 1.500

SIS (USA) = 0.912  
ПИИИ (Russia) = 0.126  
ESJI (KZ) = 9.035  
SJIF (Morocco) = 7.184

ICV (Poland) = 6.630  
PIF (India) = 1.940  
IBI (India) = 4.260  
OAJI (USA) = 0.350

SOI: [1.1/TAS](#) DOI: [10.15863/TAS](#)

### International Scientific Journal Theoretical & Applied Science

p-ISSN: 2308-4944 (print) e-ISSN: 2409-0085 (online)

Year: 2021 Issue: 04 Volume: 96

Published: 07.04.2021 <http://T-Science.org>

QR – Issue



QR – Article



**Khamida Abdumajidova**  
Samarkand Medical Institute  
Teacher

## GLOBALIZATION AND MODERNIZATION AS AN IMPORTANT FEATURE OF THE DEVELOPMENT OF MODERN SOCIETY

**Abstract:** The article provides a socio-philosophical analysis of the process of globalization, information and modernization, the paradigm of their development, their interconnection and role in the civilized development of society. The role and significance of globalization, informatization and modernization in the economic, socio-political and spiritual development of Uzbekistan are emphasized.

**Key words:** Globalization, informatization, modernization, paradigm, civilizational development, the impact of globalization, information and modernization processes on the economic, socio-political, spiritual life of society.

**Language:** English

**Citation:** Abdumajidova, K. (2021). Globalization and modernization as an important feature of the development of modern society. *ISJ Theoretical & Applied Science*, 04 (96), 75-78.

**Soi:** <http://s-o-i.org/1.1/TAS-04-96-17> **Doi:**  <https://dx.doi.org/10.15863/TAS.2021.04.96.17>

**Scopus ASCC:** 1211.

### Introduction

At the present time in the world to strengthen the process of globalization, the information society is becoming more stage to go through the human, social life, the modernization process as well as the growing importance of the role of Famer. Today, the development of human society and social processes of globalization In line with global integration, global l importance to reach the concept of globalization, which represents the company unikatsiya radical changes in the media, the investment coming of a new process, a new look at the world body wet o side with the concept of modernization directly related to the wet o side. Globalization particular case , the jar a chaebol in many regions, countries and cover the entire face of the earth Ah, yes, in step c on the destiny of T ang l mycobacterium understanding of the many scientific publications glo ballashuv Latin gl o bus - ball, Frank ts It is recognized that it embodies the words global in the Uzbek language.

Today, the globalization of modern civilization, shouting source of the most important features intentions life in society, which he at the same tables show the economic, social, political and spiritual and ideological areas. There is no national boundaries, general and information technology in the world can not accept representing occur in the area of

technological globalization, social - political processes that could constitute the political, scientific, cultural globalization intention, I m in the field of labor and representing the processes of social and cultural processes of globalization is happening.

Another distinctive feature of the process of globalization is its influence on ideological processes as a means of ideological influence.

The process of globalization affects all spheres of social life and connects individual countries with the world community. Today, globalization is a legitimate historical process in the development of society, and the process of globalization embodies a new qualitative change in human society. This new level of quality in the life of society is recognized as an information-technical or information-computer civilization. Information technology is second only to economic development, agriculture, industry and services.

Globalization and informatization have a profound effect on the economy, politics and spiritual life of all countries . Ma fkuraviy globalization of the media and the development of this sector with the changes taking place at a wide range of information related to the execution of the supply of oatchilikka press, radio and television, which combines events, such as the mass media (the media) able to spend a



## Impact Factor:

ISRA (India) = 6.317  
ISI (Dubai, UAE) = 1.582  
GIF (Australia) = 0.564  
JIF = 1.500

SIS (USA) = 0.912  
PIHII (Russia) = 0.126  
ESJI (KZ) = 9.035  
SJIF (Morocco) = 7.184

ICV (Poland) = 6.630  
PIF (India) = 1.940  
IBI (India) = 4.260  
OAJI (USA) = 0.350

huge impact on the life of the community. Radio, TV, Internet the most recent scientific innovations in a short time all over the world, science, culture, literature and art achievements of each person access to the ground. Internet today has become an important link in the information space, the Internet today is not only a computer network, but also in other areas is to be used il vulnerable.

Today, without the development of information and communication technologies, the Internet, we can not talk about modernization and renewal of the country, achieving sustainable development , - said President Shavkat Mirziyoyev, - creating high technologies, scientific developments, training of qualified personnel for the most important areas of life. We must consider the issue of a worthy place in the global information technology market as a priority [1].

The spiritual life of globalization j y arayonlari, mass media, Internet, radio, television, mobile communication and convey information through the activation of both positive and negative consequences from the spiritual into the spiritual lives as a result of globalization, on the one hand, science, culture and arts ` t If you have a positive, spiritual heritage, on the other hand negative ideas and beliefs into the spiritual life of society, to foster their ideological immune function put on the agenda as a matter of urgency to strengthen the trigger in Bayonne . For this reason, today, the media and new technology on the basis of the positive changes taking place in the lives of the people xi k Idea deep analytical data are giving the citizens in social social activity improved transfer of various social groups and group their interests and aspirations, life lighting, the interests of opinion against the idea, idea, idea, jA h rub against the spiritual fight with the full runway and social life tat BIC than ever these issues, it is important.

The development of society is a process of continuous change, development, renewal, the process of modernization takes place in the economic, socio-political, spiritual and ideological spheres of society.

Modernization, modernization is derived from the French word moderne in French, meaning the newest, most modern. Modernization, modernization is the renewal of something, giving it a modern look, changing it in accordance with modern requirements. Modernization Model T imoiy in all spheres of life, the very intelligent uqli process, in daily life more humid in the economic sphere o side. The economic life of a variety of machinery, equipment, technological equipment, required h in important discoveries and technical development be processed in accordance with the requirements of economic and technological modernization of Taal l uqlidir.

By the second half of the twentieth century, the process of modernization has become global. The modernization processes that took place in the previous period led to globalization. Has become a

source of modernization and globalization, resource, and as a result many of the world tu b qualitative changes occurred. Globalization, social, economic, legal, informational, and educational spheres integratsiya motion the process of wet o side, and it is society modernization processes, etc. on the current advanced stage as well .

In the era of modern globalization, knowledge is accepted as the main means of production . Nowadays, complex, self-organizing, synergetic systems are becoming the object of modern world science. The processes of integration, differentiation and globalization are intensifying in science. Today, science is developing in harmony with the values, its humanization, its role and importance in maintaining ecological balance. It is also recognized that in the paradigm of globalization, the management of "intangible" resources, ie knowledge, know-how, information systems and patents, scientific information, rather than "material" resources, is becoming more important in the future. In particular, the future of society will largely depend on the level of application of achievements in the fields of genetics, materials science, energy, artificial intelligence, human brain research, knowledge dynamics, knowledge management, how to transmit knowledge in the era of globalization. As a result, the demand for international scientific cooperation of scientists will increase[2].

Today, in the context of globalization, in the process of modernization of the national statehood models of many countries, tradition and modernity are reflected in a harmonious way and interact with each other. The current path of development and modernization of the Central Asian countries - Uzbekistan, Kazakhstan, Turkmenistan, Kyrgyzstan, Tajikistan - is reflected in the transition from the formative path of social development to the path of civilized development. The Central Asian republican bee, which was part of a single economic, socio-political, spiritual and ideological region before independence, has chosen its own path of development since independence, and today is developing on its own path of civilizational development. The Central Asian states have common and specific features on the path of civilizational development. Today, in the context of globalization, the influence of cultures, values and geopolitical goals of other nations on the economic, socio-political and spiritual life of nation-states is growing. Today global lashuv conditions, economic, social, political, cultural and educational spheres pace of life is also a period of accelerated culture of the minds of the people, and understand important level for a change in Bayonne.

Modern JA brain process of creating ij T imoiy modernization of all spheres of life. Economic modernization processes, technological innovations in the field of social and political as well as spiritual SOH have an impact on the audience. Although the

## Impact Factor:

|                  |         |                |         |              |         |
|------------------|---------|----------------|---------|--------------|---------|
| ISRA (India)     | = 6.317 | SIS (USA)      | = 0.912 | ICV (Poland) | = 6.630 |
| ISI (Dubai, UAE) | = 1.582 | PIHIQ (Russia) | = 0.126 | PIF (India)  | = 1.940 |
| GIF (Australia)  | = 0.564 | ESJI (KZ)      | = 9.035 | IBI (India)  | = 4.260 |
| JIF              | = 1.500 | SJIF (Morocco) | = 7.184 | OAJI (USA)   | = 0.350 |

process of modernization in the field of technology has always had an impact on the economic development of society. Technologist i k modernization of great influence on the development of science and technology in its current stage of development of microelectronics, biotechnology, general computerization, etc. arrow Zola. Economic development and technological modernization of a very big ah entitled to the brain.

The economic life of the community about the modernization of JA areas other spheres of social life, both direct and T Annex, to highlight social and political life in the modernization process management system, with the improvement of social self - management system, otherwise allashuvi, less social protection system Mustafa improvement of laws, legal processes and the creation of the state am with a herd increases. Relying on the norms and principles of the modern model of statehood, while relying on the universal model of national statehood , is based on the processes of modernization of the political system.

The modernization of the process of modernization of the spiritual life, spiritual values, spiritual, new i k, is in the process of spiritual renewal in the field of creation of previous generations ban aviy heritage, etc. to connect with the current level of modern, advanced development based on universal moral values. High spirituality is one of the key factors in the development of modern society.

H current era of globalization affects all aspects of society in a situation of national culture, national identity, spiritual rebirth, the main attention is paid to the process of spiritual development. Spiritual life of society modernization processes in the field of national and universal values, the effect of the interaction of different cultures together to enrich each other, s i, culture and traditions, science news, discoveries into the spiritual life and enrich it ti in the style of the menu wet o side. The penetration of various technical and technological means in the fields of education, science, art, and the press is also a process of modernization in the field of material culture, which has a direct impact on the sphere of spiritual life . The processes of modernization in the field of spiritual life contribute to the development of education, science, culture and art, bringing society to a new stage of development, spiritual growth.

After independence On the last period of independence created a legal and regulatory framework, the basic law - the Constitution was adopted. The national state system was built in the form of a synthesis of traditional statehood ideas and best practices of world statehood. New methods of management have been decided. The local government system is completely Arib, n g o state non-profit organizations and lots of local self - governing bodies akolatl bee expanded. Reforms in Uzbekistan fuels and the conditions of globalization

of social life in a variety of fields discussed the ongoing process of modernization, especially of a multiparty system, a healthy environment, which only became democratic processes in the life of the community settings as well. See the human right to establish the legal framework for ensuring the rights and freedoms of the judiciary h radically reformed on the basis of the principles of international law at the current time. The concept of national security has been developed and a modern system of armed forces capable of ensuring the territorial integrity and peace of the country has been created. Therefore, today the process of modernization of the economy, governance, spiritual life, and judicial and legal system, national defense and the armed forces also covers a wide range of process.

The process of modernization and reform of public life in Uzbekistan has been carried out step by step, covering all spheres of social life. A new system of private property ownership has been established in the country. National faithful to the values and traditions of succession to foster the mining tseptsiya have been developed. Into the spiritual lives of harmful ideas in the context of globalization and the need to protect the ideology m driving the country into a free and prosperous society, the native spiritual taste n lips formed to give the theory - the idea of national independence.

It is very important to form a state program of innovative renewal, train a new generation of professionals who will effectively use innovation and investment, a new class of investors, - said President Shavkat Mirziyoyev. - This requires a strong national idea, national program for technological development and modernization of the domestic market. This program should allow Uzbekistan to become one of the most developed countries in the world[3].

In understanding the essence of national independence and the ideas of independence, the historical truth about great personalities, famous scholars was realized. The role of spiritual and enlightenment propaganda and education in building a new society based on the revival of national customs, values and traditions has been increased. This is consistent with the reforms, renewal and modernization processes e t tir il vulnerable.

The process of modernization of state and public life in Uzbekistan is carried out in all spheres of public life on the basis of the idea "From a strong state - to a strong civil society."

The ongoing modernization processes in Uzbekistan have a positive impact on the integration of the Republic into the world community in the context of globalization, helping to build a modern, technically, technologically advanced , democratic, legal state and civil society. At the same time, great attention is paid in the policy of our state to the education of modern and creative thinking, able to take responsibility in any situation, zealous and

|                       |                                 |                               |                             |
|-----------------------|---------------------------------|-------------------------------|-----------------------------|
| <b>Impact Factor:</b> | <b>ISRA (India) = 6.317</b>     | <b>SIS (USA) = 0.912</b>      | <b>ICV (Poland) = 6.630</b> |
|                       | <b>ISI (Dubai, UAE) = 1.582</b> | <b>PIHII (Russia) = 0.126</b> | <b>PIF (India) = 1.940</b>  |
|                       | <b>GIF (Australia) = 0.564</b>  | <b>ESJI (KZ) = 9.035</b>      | <b>IBI (India) = 4.260</b>  |
|                       | <b>JIF = 1.500</b>              | <b>SJIF (Morocco) = 7.184</b> | <b>OAJI (USA) = 0.350</b>   |

courageous, with high intellectual potential, patriotic youth.

#### References:

1. Mirziyoev, Sh.M. (2017). Deepening democratic reforms, ensuring sustainable development is a guarantee of creating a decent standard of living for our people. *We will resolutely continue our path of national development and raise it to a new level*, Volume 1 Tashkent, Uzbekistan.
2. (2010). *Philosophical and methodological analysis of the modernization process*. [collection] Academy of Sciences of the Republic of Uzbekistan, Institute of Philosophy and Law named after IM Muminov; responsible editor M.N.Abdullaeva. Tashkent: Publisher.
3. Mirziyoev, Sh.M. (2018). Address of the President of the Republic of Uzbekistan to the Oliy Majlis. *The consent of our people is the highest assessment of our activities*, Volume 2, Toshkent, Uzbekistan.
4. Karimov, I.A. (2008). *Yuksak ma'naviyat-yengilmas kuch*. Tashkent: Ma'naviyat.
5. Yusupov, E. (1998). *Inson kamolotining ma'naviy asoslari*. (p.34). Tashkent: Universitet.
6. (2007). *O'zbek tilining izohli lug'ati*.3-jild. Tashkent: "O'zbekiston milliy ensiklopediyasi".
7. Erkeyev, A. (1997). *Ma'naviyat – millat nishoni*. (p.128). Toshkent: Ma'naviyat.
8. Otamuratov, S. (2008). *Globallashuv va millat*. (p.42). Toshkent: «Yangi asr avlodi».
9. Musaev, F. (2008). *O'zbekistonda demokratik huquqiy davlat va fuqarolik jamiyati qurishning falsafiy-huquqiy asoslari*. Doktorlik dissertatsiyasi avtoreferati. (p.17). Toshkent.
10. Fayziev, S., & Normatov, K. (2007). *Terrorizm va yoshlar: muammo, yechimlar*. (p.52). Toshkent: Falsafa va huquq instituti nashriyoti.

## Impact Factor:

ISRA (India) = 6.317  
ISI (Dubai, UAE) = 1.582  
GIF (Australia) = 0.564  
JIF = 1.500

SIS (USA) = 0.912  
ПИИИ (Russia) = 0.126  
ESJI (KZ) = 9.035  
SJIF (Morocco) = 7.184

ICV (Poland) = 6.630  
PIF (India) = 1.940  
IBI (India) = 4.260  
OAJI (USA) = 0.350

SOI: [1.1/TAS](#) DOI: [10.15863/TAS](#)

### International Scientific Journal Theoretical & Applied Science

p-ISSN: 2308-4944 (print) e-ISSN: 2409-0085 (online)

Year: 2021 Issue: 04 Volume: 96

Published: 07.04.2021 <http://T-Science.org>

QR – Issue



QR – Article



Zafar Uzakovich Khayitov  
Navoi State Pedagogical Institute  
Candidate of philosophical sciences  
Navoi, Uzbekistan

## THE FORMATION OF THE FIRST URBAN CULTURE IN THE SOUTH OF CENTRAL ASIA AND ITS REFLECTION IN ARCHEOLOGICAL MATERIALS

**Abstract:** The following article discusses the factors of the formation of first agricultural cultures and early cities in the southern parts of Central Asia, the study is based on the results of archeological research conducted in different periods.

**Key words:** Bronze Age, urbanization, migration, Oltintepa, Namazgoh, Sopollitepa, fire-worshiper.

**Language:** English

**Citation:** Khayitov, Z. U. (2021). The formation of the first urban culture in the South of Central Asia and its reflection in archeological materials. *ISJ Theoretical & Applied Science*, 04 (96), 79-83.

**Soi:** <http://s-o-i.org/1.1/TAS-04-96-18> **Doi:**  <https://dx.doi.org/10.15863/TAS.2021.04.96.18>

**Scopus ASCC:** 1200.

### Introduction

Throughout the history of Humanity, cities have been of decisive social, economic, and cultural importance. The necessity to clarify the laws of the development of urban processes requires the in-depth and comprehensive analysis of the results of archaeological research conducted in different periods in this direction.

The territories of Bactria and Margiana, the southern part of Central Asia, are the oldest civilizations of this region. In the second half of the twentieth century, extensive archaeological research was conducted in the area, and archaeologists such as M.M. Dyakonov, V.I.Sarianidi, G.G.Shmidt, V.M.Masson, A.A.Askarov, E.V.Rtveladze, I.N.Xlopin, B.A.Kuften, A.S.Sagdullaev and T.Sh.Shirinov made important scientific conclusions about the first agricultural culture of Central Asia, the factors of the emergence of the first cities dating back to the Bronze Age, as well as the issues of early civilizations. The collected materials show that in IV-III millennium BC, the Central Asian regions began to enter the system of trade, exchange and cultural relations, typical to the ancient East. In the archeology of southern Turkmenistan, the culture of Prayer (Namozgoh) is an integral part of the ancient Eastern civilization, during which the scope and boundaries of

inter-tribal relations expanded. Archaeologists point out that the first cities began to appear in Prayer V phase of the Anov culture (Ancient agricultural settlements and city ruins of the Early Eneolithic and Late Bronze Ages, located around the village of Anov near Ashabat ). [1, p.107.] In the archeological periodic system, this corresponds to the advanced stage of the Bronze Age. Studies show that radical changes in socio-economic and cultural life in Central Asia took place in the III millennium BC precisely in the Bronze Age.

### Main part

In the ancient farming communities of the Bronze Age, economic upheavals accelerated social stratification and paved the way to the emergence of new local centers of ancient Eastern civilization. As a result of socio-economic and cultural processes, the boundaries of the areas where ancient agricultural culture spread from south to northeast of Central Asia, and in the Murgab Valley and Bactria. New centers of urban culture typical to ancient Eastern civilization began to appear. Studies have confirmed the fact that the culture of this region in terms of ancient rural planning, construction techniques and architecture is much closer in its characteristics to the culture of the ancient cities of Mesopotamia and Iran.

## Impact Factor:

ISRA (India) = 6.317  
ISI (Dubai, UAE) = 1.582  
GIF (Australia) = 0.564  
JIF = 1.500

SIS (USA) = 0.912  
ПИИИ (Russia) = 0.126  
ESJI (KZ) = 9.035  
SJIF (Morocco) = 7.184

ICV (Poland) = 6.630  
PIF (India) = 1.940  
IBI (India) = 4.260  
OAJI (USA) = 0.350

Experts claim that the following factors are necessary for densely populated areas to be risen to the level of cities:

- the existence of high monumental architectural structures among the buildings of citizens; the areas, where the buildings of social and religious ceremonies are located, are considered to be the center of the city. The center, in its turn, is the block where the mayor and monks live; mayor's palaces and religious buildings form its basis;
- the construction of defensive walls around densely populated areas; defensive walls are provided with a tower (guard tower), a solid and steady gate, target openings, etc.;
- the establishment of main streets and sewerage systems in urban neighborhoods;
- population growth;

But it should be noted that experts consider that determining the population of the ancient city is very controversial. In particular, "G. Chaeld speaking about the main features of urban planning proposed: an area with a population of five thousand and more could be considered as a city. As a result of special research, G. Frankfort concluded that the population density of the ancient cities of Mesopotamia was 400 people per 1 hectare. V.M. Masson based on the results of this comparative analysis, suggested that there may have been about 2,000 people in Kaykubodshah (Tajikistan) and about 6,500 in Zartepa (Uzbekistan)". [2, p.53.] At the same time an american archaeologist Braywood, points out that the population density in the agricultural communities of the Ancient East increased 100 times compared to the time of the hunter-gatherers. [3, p.134.]

- The occurrence of property and social inequality in society, as well as the change and complexity of governing bodies of society is another factor in the formation and development of urban culture.

The change in the structure of religious views and ideology is accentuated by scholars as another factor in the formation of urban culture.

The development of productive industries by the Bronze Age such as the transition from primitive hunting to farming and animal husbandry, the introduction of artificial irrigation in agriculture, ceramics, metallurgy, textiles, jewelry were the processes related to the origin and development of cities with a number of industries. The first cities were formed as a trade and handicraft, military-administrative management system and cultural center of the agricultural district.

During this period, the occurrence of the pottery wheel in handicrafts was of great importance and became an significant factor in the formation of cities. By the end of the Early Bronze Age, all pottery began to be made on a pottery wheel, and the patterns on the pottery began to disappear.

As it was mentioned above, the regions of Margiana and Bactria are the oldest civilizations in

Central Asia, and many scientific studies have been conducted on the origin of the most ancient culture in these regions, and experts have expressed differed opinions on this issue. Many researchers associate the emergence of these civilizations with migration processes.

When talking about the oldest cities in the south of Turkmenistan, experts first of all mention the Oltintepa monument. As a result of well-known archaeologist V.M. Masson's research, there were studied the remains of a Bronze Age defensive wall, residential complexes, a monumental temple resembling Sumerian ziggurats with a staircase made of clay and raw brick. In Oltintepa, during Prayer V period the Moon was the chief Deity of the first city, which was depicted in the image of a celestial bull (a statue of a bull with a golden head and gemstone eyes was found in the tomb of the priest. A crescent-shaped turquoise stone was attached on its forehead). And now the people of the city had a common image of the god. A city-wide temple was built in his honor. As mentioned above the existence of an ideological center is an important element of urban culture. Supplementary farm buildings and housing complexes for priests were built near the temple.

According to the scholar, the oldest first urban culture was formed in Oltintepa during Prayer V period.

The Oltintepa area was divided into residential neighborhoods and artisan blocks, which were connected by narrow streets. The width of the streets was 1.5-2m. The width of the main streets leading to the central square of the city was 4-5m, where carts could move.

The emergence of writing is another characteristic feature of urban culture. During the research in Oltintepa, V.M Masson found pictographic symbols drawn on more than a hundred female goddesses. "These signs are not only found in female goddesses, but they are also found in other objects. One of the important facts, proving that these symbols are ancient writings, is that the number of the symbols is very big, but their variety is limited, and there is a definite type of characters in figures." [5, p.157.] The presence of the above indicated factors allows us to consider Oltintepa as the first city, the city of temples.

Studies have shown that the village of Oltintepa began to be surrounded by a defensive wall from the end of the Neolithic period and the beginning of the first Bronze Age. According to V.M Masson, who had been researching the area for many years, the emergence of the first settlement in the Murgab River basin was due to migration processes from the Eastern regions to the foothills of the Kopetdag. Archaeologists I. Maksimov and A. Askarov also support V.Masson's opinion that the migration processes began in the foothills of the Kopetdag, spread to Margiana and then to Bactria. [6, p.44.]

## Impact Factor:

ISRA (India) = 6.317  
ISI (Dubai, UAE) = 1.582  
GIF (Australia) = 0.564  
JIF = 1.500

SIS (USA) = 0.912  
ПИИИ (Russia) = 0.126  
ESJI (KZ) = 9.035  
SJIF (Morocco) = 7.184

ICV (Poland) = 6.630  
PIF (India) = 1.940  
IBI (India) = 4.260  
OAJI (USA) = 0.350

Although I.V.Sarianidi claims that tribes of southern Turkmenistan occupied the Murgab river basin, however the features of the archeological complex in Bactria-Margiyana are not similar to the culture of Prayer V in southern Turkmenistan, but relatively similar to the culture of that period in Iran. [7, p.54.] Archeological materials found in Oltyntepa also provide information about the social character of the first urban society of Prayer V period.

City life in Oltyntepa did not continue after Prayer V period. The population left the city and moved towards the Murgab Valley. According to experts, this may have happened due to the lack of water in the Oltyntepa region, which was necessary for the development of agriculture. As during the Bronze Age people began to own new lands in Central Asia, many tribes migrated to the northern and northeastern regions of the region. Thus, in the northeast of Murgab, in ancient Bactria, in the Ulanbulaksay and Bostonsay basins, the Sopolli culture of irrigated agriculture and developed handicrafts was formed. According to archeological excavations in the Sopollitepa, the role of the peasant communities of Southern Turkmenistan in the formation of the Bronze Age civilization of this country was great, i.e. the ancient peasant communities migrated to Bactria directly from the Murgab oasis of present-day Turkmenistan. [8, p.137.]

The first territory in southern Uzbekistan occupied by Murgab peasants was the Sherabad desert. Their first residence was Sopollitepa.

In 1968 Uzbek archaeologist A. Askarov found Sopollitepa historical place of the Bronze Age located in 70 km from Termez (Uzbekistan) to the north-west, in the lower basin of the Ulanbulaksay, and studied it in detail in 1969-74.

The total area of Sopollitepa is about 4 hectares. Its central part is square in shape, it is distinguished by its height and precise planning. It is 82 meters long on all sides and is surrounded by three rows of defensive walls. [9, p.139.] The thickness of the walls, built with a complex architectural plan, exceeds 2 meters. According to scientists, these walls, which were divided into precisely sized corridor blocks, were built in a snare way and designed to distract the enemy. The inner blocks, which used to be the gates leading to the castle, served as a trap. These blocks were used for various purposes in later periods.

Material sources indicate that metallurgy was highly developed in Sopollitepa. Bronze daggers, spears, knives, axes, needles and utensils were made of bronze. The development of bronze metallurgy led to the appearance of craft workshops.

Material sources show that a number of branches of handicrafts reached the height of development. All Sopollitepa pottery is processed on a pottery wheel and baked in two-tiered jars. The ceramics were so attractive, elegant, resonant and delicate that they differ little in quality from modern ceramics. They were vases with legs of various shapes, cups, teapots and

jugs with taps, palm and conical bowls, bowls and jars, ceramic pots and etc. Although no patterns were found on the pottery, it was discovered that in vases and cups, in wide round jars with flanges called khumcha, there were ribbon-like nine-colored stripes found in the pottery of the Murgab Valley Prayer VI period.

The masters of the Sopolli (pottery) period used the minerals mined in Afghanistan, Iran, Uzbekistan, Tajikistan and possibly Kazakhstan. According to the excavations, "In the first stage (XVII-XIV centuries BC) the raw materials extracted from the iron deposits of Afghanistan and Iran were in the lead. In the last stage (middle of the XI century BC) the share of ore deposits of Northern Fergana-Tashkent, Kyzylkum, Tajikistan and Kazakhstan significantly increased" [10, p.16.]

During the research conducted in Sopollitepa, 29 signs were found on ceramic vessels. They were divided into 8 groups according to their shape:

- crescent-shaped
- in the form of a drawn bow, with a straight line in the middle,
- two straight lines
- cross-shaped,
- a straight line connecting the two circles,
- reminiscent of the letter "A"
- snake-shaped marks

The fact that similar signs were found in southern Turkmenistan, northern Afghanistan, Iran and India shows that they were the first inscriptions. [11, p.25.] Thus, the results of archeological research conducted in Sopollitepa showed that the formation of the Bronze Age civilization of this region was associated with the ancient peasant communities of the Murgab (Margiyana) oasis. Life in Sopollitepa lasted for two hundred years. Archeological evidence of the ancient cities described in the Avesta, a unique written source of the past history of the peoples of Central Asia and Iran, was obtained as a result of the planning of the village-fortress of Sopollitepa.

As new lands were acquired, the people of Sopollitepa gradually moved northeast along the foothills of the Kuhitong and Baysun Mountains. As a result, in the lower reaches of the Sherabad River, new villages of ancient farmers began to appear. This is how the historical place Zharkuton, located on the ancient tributary of the Sherabad River - Bustonsoy River emerged and came into existence.

In 1973 A.Askarov began archeological excavations in the historical place Zharkuton, located in the Sherabad river valley and uncovered important artifacts. It was a ruin of an old city, occupying an area of 100 hectares and consisting of two parts, "Arki Alo" and "Shahrstan". The residence of the mayor - the palace of the sovereign was situated in Arki Alo. The total area of Arki Alo (arch) was not less than 3 hectares. It was surrounded by a thick defensive wall. Connected to the arch, on its eastern and southern

## Impact Factor:

ISRA (India) = 6.317  
ISI (Dubai, UAE) = 1.582  
GIF (Australia) = 0.564  
JIF = 1.500

SIS (USA) = 0.912  
ПИИИ (Russia) = 0.126  
ESJI (KZ) = 9.035  
SJIF (Morocco) = 7.184

ICV (Poland) = 6.630  
PIF (India) = 1.940  
IBI (India) = 4.260  
OAJI (USA) = 0.350

sides, "Shahristan" was inhabited by the main population of this ancient city - farmers and artisans.

Archaeological excavations discovered highly developed samples of pottery and bronze metallurgy, jewelry, tools, as well as the remains of textile workshops based on raw cotton and silk.

Among the three residential arrays opened in the Ark Square, a separate building stands out from the rest with its majestic construction. In the middle of the palace there was a platform with an area of about 20 m<sup>2</sup>. The presence of a pedestal in the courtyard of the monumental building indicates that this palace was the residence of the mayor.

A metal smelting shop was discovered in the Ark Square, it is a unique find in the history of Central Asian archeology. There were opened two two-tiered circular-shaped metal smelting furnaces, built close to each other.

While studying another hill the researchers identified that it was a remnant of a monumental architectural complex - a temple of fire-worshippers. It is located about 350 meters southeast of the Ark, in the highest part of Jarkutan. If the ruler's residence in the arch was to the west of the ancient city, the fire-worshiping temple was to its east, a sacred place of worship for the townspeople and the surrounding communities. After the discovery of the fire-worshiping temples of the Bronze Age in ancient Bactria, many researchers put forward the idea that the roots of Zoroastrianism were originated in these regions. V.I. Sarianida, who had been researching the southern regions of Central Asia for many years, also noted that the temples of the sacred fire occurred in the Bronze Age in southern Central Asia. [13, p.30.]

These two monumental structures, on the one hand, were a symbol of the main urban culture of the ancient city in the system of religious and secular governance, and on the other hand, were two important factors that gave meaning and significance to name this large settlement as a city.

## Conclusion

Thus, the radical changes in economic life occurred in the end of the third millennium BC to beginning of the second millennium BC such as – the development of various manufactures, the introduction of artificial irrigation system in agriculture, the discovery of pottery-based crafts, jewelry, metal melting and casting technology, and the growing density of population in certain areas as a result the high development of other sectors proved to be a factor contributed profoundly to the urbanization process.

According to the evidence found in archeological researches, it is claimed that the first urban culture was formed in the southern regions of Uzbekistan in the historical conditions typical for ancient Eastern civilization in the first half of the second millennium BC. The economic, social and cultural foundations of the lifestyle in the ancient city were studied on the example of the monuments in Sopollitepa and Jarkutan lying on the Sherabad oasis in Surkhandarya region. While Sopollitepa, with all its features of urban culture, is reminiscent of a proto-city that was mentioned in the Avesta as "vara", the monument in Jarkutan is truly the first ancient city in the territory of Uzbekistan.

## References:

1. Askarov, A. (2007). *Ўзбек halkining jetnogenezi va jetmik tarihi*. (p.107). Toshkent: «Universitet».
2. Murtazaeva, R. (2008). *Ўзбекistonda millatlararo munosabatlar va baʼrikenglik*. (p.53). Toshkent: «Universitet».
3. Zhʼyrakulov, M. (1984). *Ўrta Osiyo ibtidoij arheologijasi*. (p.134). Toshkent.
4. Askarov, A. (2001). *Ўзбекiston xududidagi jeng kadimgi shaxar. Mozijdan sado*, №1, p.10.
5. Zhʼyrakulov, M. (1984). *Ўrta Osiyo ibtidoij arheologijasi*. (p.157). Toshkent: «Ўkituvchi».
6. Murtazaeva, R. (2008). *Ўзбекistonda millatlararo munosabatlar va baʼrikenglik*. (p.44). Toshkent: «Universitet».
7. Murtazaeva, R. (2008). *Ўзбекistonda millatlararo munosabatlar va baʼrikenglik*. (p.54). Toshkent: «Universitet».
8. Zhʼyrakulov, M. (1984). *Ўrta Osiyo ibtidoij arheologijasi*. (p.137). Toshkent: «Ўkituvchi».
9. Zhʼyrakulov, M. (1984). *Ўrta Osiyo ibtidoij arheologijasi*. (p.139). Toshkent: «Ўkituvchi».
10. Ruzanov, V.V. (2004). *Zhanubij Ўзбекistonning jeng kadimgi mis-brinch sanoati. Mozijdan sado*, №2, p.16.
11. Choriev, Z., Shajdullaev, Sh., & Annaev, T. (2007). *Ўзбекiston hududida jozuvning pajdo bʼylishi va tarakkijoti*. (p.25). Toshkent.
12. Askarov, A. (2001). *Ўзбекiston xududidagi jeng kadimgi shaxar. Mozijdan sado*, №1, p.10.

|                       |                                 |                               |                             |
|-----------------------|---------------------------------|-------------------------------|-----------------------------|
| <b>Impact Factor:</b> | <b>ISRA (India) = 6.317</b>     | <b>SIS (USA) = 0.912</b>      | <b>ICV (Poland) = 6.630</b> |
|                       | <b>ISI (Dubai, UAE) = 1.582</b> | <b>PIHII (Russia) = 0.126</b> | <b>PIF (India) = 1.940</b>  |
|                       | <b>GIF (Australia) = 0.564</b>  | <b>ESJI (KZ) = 9.035</b>      | <b>IBI (India) = 4.260</b>  |
|                       | <b>JIF = 1.500</b>              | <b>SJIF (Morocco) = 7.184</b> | <b>OAJI (USA) = 0.350</b>   |

---

13. Sagdullaev, A.S. (1990). *K izucheniu kul'tovyh i pogrebal'nogo obrjadov uga Srednej Azii jepohi rannego zheleza*. Drevnjaja i srednevekovaja arheologija Srednej Azii. (p.30). Tashkent: «Fan».

14. Askarov, A., & Shirinov, T. Sh. (1993). *Rannjaja gorodskaja kul'tura jepohi bronzy uga Srednej Azii*. (p.104). Samarkand.



## Impact Factor:

ISRA (India) = 6.317  
ISI (Dubai, UAE) = 1.582  
GIF (Australia) = 0.564  
JIF = 1.500

SIS (USA) = 0.912  
ПИИИ (Russia) = 0.126  
ESJI (KZ) = 9.035  
SJIF (Morocco) = 7.184

ICV (Poland) = 6.630  
PIF (India) = 1.940  
IBI (India) = 4.260  
OAJI (USA) = 0.350

SOI: [1.1/TAS](https://doi.org/10.15863/TAS) DOI: [10.15863/TAS](https://doi.org/10.15863/TAS)

### International Scientific Journal Theoretical & Applied Science

p-ISSN: 2308-4944 (print) e-ISSN: 2409-0085 (online)

Year: 2021 Issue: 04 Volume: 96

Published: 08.04.2021 <http://T-Science.org>

QR – Issue



QR – Article



M. Omonova

Karshi SU

Head of the Department of Linguistics,

Researcher

## NOMINATIVE-DEFINITIVE FUNCTIONS OF COMPONENTS OF AMELIORATIVE TERMS IN ENGLISH AND UZBEK LANGUAGES

**Abstract:** This article deals with the nominative-definitive functions of compound terms in the ameliorative terminological system in modern English and Uzbek languages.

**Key words:** English, Uzbek, nominative, definition, compound form, reclamation terminology, spherical terminology, compound terms, term components, nomination theory, onomasiology.

**Language:** English

**Citation:** Omonova, M. (2021). Nominative-definitive functions of components of ameliorative terms in English and Uzbek languages. *ISJ Theoretical & Applied Science*, 04 (96), 84-86.

**Soi:** <http://s-o-i.org/1.1/TAS-04-96-19> **Doi:**  <https://dx.doi.org/10.15863/TAS.2021.04.96.19>

**Scopus ASCC:** 1203.

### Introduction

It is well known that in the modern world linguistics, according to the unified theoretical ideas and views of linguists, the word is the most basic and central unit of language. The word represents the plan of expression of the language (sound aspect) and the plan of content (the aspect of meaning). The word has a special place in the structure of language. For most languages, a word is an independent language unit. However, there are also words that are used in a sense to express concepts related to a particular field, namely science, technology, art and culture. Such expressive units are called terms [1:106-108].

Nowadays, as a result of the improvement of modern technical processes in all areas and their widespread introduction into production, the tradition of creating many compound terms to express the concepts associated with them is growing rapidly [6:112]. Therefore, in the spherical terminology, compound terms take main place among other terminological systems [7:131].

Particularly, it is important to investigate the nominative-definitive functions of the term components of the ameliorative compound terms in modern English and Uzbek languages. The study of the nominative-definitive functions of the term components in the sphere of melioration is associated with the rapid growth of interest in language learning

in today's globalization and the development of science and technology, as well as the proliferation of scientific and linguistic literature. It should be noted that in the field of terminology of English and Uzbek linguistics, the essence of the term, along with the study of problems related to them, in recent years there is a growing interest in studying the relationship between compound terms and their components.

According to many linguists-terminologists, the study of the terminological system of a particular closed field is a broad scientific basis and foundation, which allows to find solutions to the theoretical problems of general terminology only if it solves specific problems. Despite the fact that the object of various research on various field terminology are terms, compound terms, the main field of special terminology and the processes that take place in them are still stay as one of the unsolved linguistic problems of linguists. [8:132].

The study of compound terms plays an important role among these unresolved issues. This is not only one of the main topics of theoretical and practical terminology, but also one of the current problems of scientific and technical translation as well as interpretation. The problem of compound terms has been studied at various levels in terminological research: the logical relations of the components, their interdependence, the paradigmatic and syntagmatic

## Impact Factor:

|  |                                      |                                    |
|--|--------------------------------------|------------------------------------|
| <b>SISRA</b> (India) = <b>6.317</b>    | <b>SIS</b> (USA) = <b>0.912</b>      | <b>ICV</b> (Poland) = <b>6.630</b> |
| <b>ISI</b> (Dubai, UAE) = <b>1.582</b> | <b>ПИИИ</b> (Russia) = <b>0.126</b>  | <b>PIF</b> (India) = <b>1.940</b>  |
| <b>GIF</b> (Australia) = <b>0.564</b>  | <b>ESJI</b> (KZ) = <b>9.035</b>      | <b>IBI</b> (India) = <b>4.260</b>  |
| <b>JIF</b> = <b>1.500</b>              | <b>SJIF</b> (Morocco) = <b>7.184</b> | <b>OAJI</b> (USA) = <b>0.350</b>   |

relations in them, their integration, structure, and how they are semantically related. Despite the different approaches and efforts to study compound terms, the solution to the problem has not come to a complete end. The main reason of this situation is that the definition of a term, its frame, is not clear in its approach to the study of properties, and secondly, the analysis of unorganized compound terms in semantic relations leads to a comparative study of compound terms and simple combinations on the one hand and compound terms and phraseology on the other hand.

Compound terms are investigated and interpreted differently by different linguists. Russian scientists as Akhmanova A.A., Shanskiy A.B., Vinogradov A.A., Prokhorov V.V. consider compound terms to be the object of study of phraseology, while other scholars such as Tolikina, Reformatsky, and Kozhin argue that they are independent compounds, while others, in contrast to them, associate these phrases into independent compounds and phraseologies on the other hand. As the main reason of this problem is the lack of a clear boundary of linguistic phenomena in a particular relationship is "the impossibility of a complete, perfect delimitation of neighboring categories" [2:44].

The theory of onomasiology, which is currently being actively studied, provides a new insight into many problems, in particular the problem of the interaction of compound terms with other nominative units. The recent study of terminological systems is undoubtedly relevant, and the movement of the rules of nomination in connection with the emergence of the rules of the formation of terms is not as obvious as in any other field of language in terminology. It is obvious from the nominative theory that "each name occurs according to the methods of spiritual processing and arrangement of a particular language before it appears. This internal structure of the concept, in relation to its meaning in the language, occurs through the use of onomasiological categories that form the basis of the naming of the language [4:162]. The object and event to be named, is included in the group representing the basic concept, some of its differential properties representing the formal concept are identified inside the logical word-group.

The method of onomasiological categories and symbols used in the study, allows in English and Uzbek languages to determine the names of reclamation objects, the main semantic categories, as well as terms in the form of compounds attached to structural types belonging to a particular semantic group. Hence, for the theory of nomination, it does not matter by what linguistic means the naming of a fragment of being and the requirement for naming be fulfilled. Perhaps, it is precisely that event of the world that is chosen for naming, and it is also important that one of the various features that define it be chosen. Each object has several characters, and each of these

characters serves as the basic naming. Therefore, while the study may assign several characters to the subject name, it identifies specificity between the systematic relationship and the terminological units, i.e., identifies synonymous, antonymic, ambiguous relationships that are of great importance in the regulation and standardization of terminology. The lexical structure of a language and the systematization of terminology are subject to many rules, depending on the rules of change and interaction of its elements, the laws of language development and function. As one of the lexical systems of a language, terminology is influenced by two opposing tendencies: on the one hand, it is subject to a system of tendencies, on the other hand, the terminological system has the right to exist independently, because this system has structural-semantic features as independent subject. Because the terminological system is relatively closed (assuming at this stage that the terminological system is semantically bounded), it allows more study of the interrelationships of its internal systems, i.e., it is more open and boundless than the general lexical system of the language. As a result, the terminological subsystem, which represents the general and specific unity, determines not only the internal interdependence of the terms, but also the general lexicological problem of the systematic organization of the content plan. While the terminology of each science and industry represents different systems, it also refers to the types of communication and their relevance [10:221]

The study of the rules of combination and construction of terms is one of the problems of the theory of general language nomination. It is well known that the use of affixal means in a language to name a new object of being existing outside the language, the acquisition of a word from another language, the change of the meaning of a word in use, create compound terms. The expansion of the scope of use of terms in the form of conjunctions is relevant to new or rapidly evolving sciences, as new concepts of the emerging entity object need to be expressed in several words, not just one. Any concept can be expressed not only in one word, but also on the basis of combinations of several lexemes. If a particular word is not able to explain the full meaning of the concept, the compounds appear as a complementary meaning in the system of word formation as a "reserve tool of nomination" [3: 230-294). The following examples of the compound terms in the sphere of amelioration terminology in English, Russian and Uzbek languages can serve as the prove of this citation: *irrigation machine* – *дождевальная машина* - "ёмгир машинаси", *drainage trencher* – *дреноукладчик* - "ер захини қочирши ускунаси", *pumping house* – *насосная станция* - "насос станцияси", *field command* – *превышение уровня воды в канале над наивысшей точкой орошаемой территории* - "каналда сув сатҳини

## Impact Factor:

ISRA (India) = 6.317  
ISI (Dubai, UAE) = 1.582  
GIF (Australia) = 0.564  
JIF = 1.500

SIS (USA) = 0.912  
ПИИЦ (Russia) = 0.126  
ESJI (KZ) = 9.035  
SJIF (Morocco) = 7.184

ICV (Poland) = 6.630  
PIF (India) = 1.940  
IBI (India) = 4.260  
OAJI (USA) = 0.350

суғорилаётган майдоннинг энг юқори нуқтасидан баландлиги”.

In addition, the role of onomasiology in the prevalence of compound terms in the terminological system is great, the attempt to divide and clearly express the name of the object in existence, which expression reflects the obvious signs, attributes, features of the name, ie, the social experience of language tries to explain that understanding is important for public practice [9:8]. As a result of the growth of human experience and knowledge, the classification of existence phenomena does not change. The classification is becoming more detailed and precise when defining new characters and features. Every thing discovered and created, there is a need for other words to clearly express the name of the object, the various characteristics of the object. For example, *суғориш*: “*томчилаб суғориш*”, “*тупроқ ости томчилаб суғориш*”, *trencher-high –speed-wheel-type trencher* – “*қувур ўрнатиш мосламаси*” – “*катта қувватга эга қувур ўрнатиш машинаси*” – “*гилдиракли катта қувватга эга қувур ўрнатиш машинаси*”, *weir-rectangular weir - rectangular weir with double – side contraction - тўгон – тўғрибурчакли тўгон – ёнбош қисқичли тўғрибурчакли тўгон, etc.*

Our observations show that the role of nominative and definitive functions in the combination of compound terms in English and Uzbek languages is increasing, and the tradition of multiplication of term components is growing.

For example, *water pump – сув насоси, scraper plane – ер майдонларини планини тузиш машинаси, sedimentation tasin – тиндиргич, seepage area – булоқ сувларини юзага чиқариш*

*майдони*. As an example, if each word in the above combinations represents a different concept separately, they also differ from each other in the scope of meaning as they express other concepts, more clearly and fully expressed when they are interconnected. In this case, the terms in the form of a compound mean a particular scientific or technical meaning in a general way, not only expressing a single meaning, but also defining the qualities and characteristics in the meaning of those concepts. This phenomenon is also observed in the reclamation terminology of English and Uzbek languages, the term “*Irrigation*” has general meaning in Uzbek “*суғориш*”, that is, if it means ‘*opening a waterway and watering the crop*’, but these compound terms refer to different methods of irrigation as well as *flood irrigation – қўллаиб суғориш, sip irrigation – томчилаиб суғориш, local irrigation – локал суғориш, waste water irrigation – оқава сув билан суғориш, single irrigation – бир марталиб суғориш, solar cell irrigation – қуёш энергиясидан фойдаланиб суғориш*. Thus, in the ameliorative terminological system of English and Uzbek languages, the structural, morpheme, word-formation features of compound terms are determined to a certain extent by their scope, ie the size and quantity of their components [11: 64]. In conclusion, the amount of components, in turn, depends on the prospects of modern development of land reclamation through onomasiological and targeted communicative tasks in non-linguistic areas. The more number of reclamation apparatus, machines, mechanisms, means of communication and processes, the more compound terms appear as a clear expression with multi-component structure.

## References:

1. Abduazizov, A.A. (1986). *Tilshunoslikka kirish*. (pp.106-108). Toshkent: Fan.
2. Admoni, G.G. (1979). *Osnovy teorii jazyka*. (p.44). M-L.: Nauka.
3. Gak, V.D. (1977). *K tipologii lingvistikicheskijh nominacij. Jazykovaja nominacija*. Obshhie voprosy. (pp.230-294). Moscow.
4. Golovin, B.N. (1980). *Termin i slovo. Termin i slovo*. (pp.3-22). Gor'kij.
5. Danilenko, V.P. (1977). *Leksika jazyka nauki. Terminologija: Avtoref. dis. doktora filol.nauk*. (p.41). Moscow.
6. Danilenko, V.P. (1977). *Russkaja terminologija: Opyt lingvisticheskogo opisanija*. (p.131). Moscow: Nauka.
7. Jyldoshev, I. (2004). *Ўзбек kitobaatchilik terminologijasi*. (p.112). Toshkent: Fan.
8. Kandelaki, T.L. (1977). *Semantika i motivirovannost` terminov*. (p.132). Moscow: Nauka.
9. Ufimceva, A.A. (1976). *Semanticheskij aspekt jazykovyh znakov. Principy i metody semanticheskijh issledovanij*. (p.8). Moscow.
10. Leech, G. (1975). *Semantics*. (p.221). Cambridge university press.
11. Nikitovich, V.M. (1980). *Slovoobrazovatel`naja i derivacionnaja grammatika*. (p.64). Alma-Ata: Kazah. GU.

## Impact Factor:

ISRA (India) = 6.317  
ISI (Dubai, UAE) = 1.582  
GIF (Australia) = 0.564  
JIF = 1.500

SIS (USA) = 0.912  
PIHII (Russia) = 0.126  
ESJI (KZ) = 9.035  
SJIF (Morocco) = 7.184

ICV (Poland) = 6.630  
PIF (India) = 1.940  
IBI (India) = 4.260  
OAJI (USA) = 0.350

SOI: [1.1/TAS](https://doi.org/10.15863/TAS) DOI: [10.15863/TAS](https://doi.org/10.15863/TAS)

### International Scientific Journal Theoretical & Applied Science

p-ISSN: 2308-4944 (print) e-ISSN: 2409-0085 (online)

Year: 2021 Issue: 04 Volume: 96

Published: 10.04.2021 <http://T-Science.org>

QR – Issue



QR – Article



**Ikromiddin Qutbiddinovich Sirojiddinov**  
Namangan Engineering Construction Institute  
Associate Professor of Economics

**Kamoliddin Ikromiddinovich Sirojiddinov**  
Associate Professor of Namangan State University  
Associate Professor of Economics

## OPPORTUNITIES FOR THE DEVELOPMENT AND INCREASE OF FRUIT, VEGETABLE PRODUCTION AND THE EXPORT POTENTIAL OF THE INDUSTRY

**Abstract:** *The article examines issues related to the expansion of fruit and vegetable production in the context of the coronavirus pandemic and increasing the export potential of the industry.*

**Key words:** *expansion, pandemic, industry.*

**Language:** *English*

**Citation:** Sirojiddinov, I. Q., & Sirojiddinov, K. I. (2021). Opportunities for the development and increase of fruit, vegetable production and the export potential of the industry. *ISJ Theoretical & Applied Science*, 04 (96), 87-90.

**Soi:** <http://s-o-i.org/1.1/TAS-04-96-20> **Doi:**  <https://dx.doi.org/10.15863/TAS.2021.04.96.20>

**Scopus ASCC:** 2000.

### Introduction

One of the traditional branches of agriculture in Uzbekistan is fruit and vegetable growing. The cultivation of fruits and vegetables plays a special role in ensuring the well-being of the population and food security of the country. The existing conditions for the development of the industry in Uzbekistan allow it to produce much more than the industry needs in order to meet domestic demand. High competitiveness of export-oriented products can also be achieved. Because the natural and climatic conditions of the country: a) the growing season lasts long enough; b) the sum of the effective temperatures is large enough (days when the average daily soil temperature is higher than +10); c) land resources and natural soil fertility; g) background of natural solar radiation; d) amount of natural precipitation; e) the average date of the winter cold; j) Water resources contribute to the high nutritional value of the product. The labor resources of the industry are: a) the number of able-bodied people; b) general knowledge and skills of the workforce; c) historically formed national traditions of respect for labor in fruit, vegetable and grape growing; g) on the basis of such factors as the

possibility of training personnel capable of using modern technologies for horticulture (vocational education system).

There are also economic and organizational conditions that promote the development of fruit and vegetables:

a) The preservation of traditions and agro-technical culture and skills of fruit and vegetable growing in households;

b) Establishment of farms specializing in horticulture, fruit and vegetable growing and grape growing;

c) The growing focus of growing households and farms on the cultivation of vegetables, fruits and grapes;

d) The process of agro-industrial integration is observed in the industry (many farms are processing their own products);

d) Positive trends in the introduction of new technologies in the industry;

e) Rapid growth of agricultural lending by commercial banks;

j) Incentive tax system;

h) State financing of production infrastructure;

## Impact Factor:

**ISRA (India) = 6.317**  
**ISI (Dubai, UAE) = 1.582**  
**GIF (Australia) = 0.564**  
**JIF = 1.500**

**SIS (USA) = 0.912**  
**PIIHQ (Russia) = 0.126**  
**ESJI (KZ) = 9.035**  
**SJIF (Morocco) = 7.184**

**ICV (Poland) = 6.630**  
**PIF (India) = 1.940**  
**IBI (India) = 4.260**  
**OAJI (USA) = 0.350**

- i) Market infrastructure for the sale of products;
- k) The presence of domestic demand for the product and demand outside the country;
- l) The product is competitive in terms of cost and consumer properties.

In 2020, Uzbekistan produced 7566.6 thousand tons of grain, 10459.5 thousand tons of vegetables, 2134.4 thousand tons of melons, 3143.5 thousand tons of potatoes, 2864.0 thousand tons of fruits, 1639.2 thousand tons of grapes. According to official data, the population consumes 290 kilograms of vegetables, 140 kilograms of fruits, 75 kilograms of potatoes, 40 kilograms of meat and meat products, 30 kilograms of sugar, 210 eggs, 270 liters of milk and dairy products, 25 kilograms of vegetable oil per capita per year. According to the recommendations of the World Health Organization, the norm of consumption of fruits and vegetables for an adult is 400 grams per day. Consumption of the population in Uzbekistan is five times higher than this norm, and in addition to domestic consumption, large volumes of exports can be launched.

The sector's export potential remains underutilized. In 2020, exports of fruits and vegetables will reach 1008.6 million. (83.5% of exports in 2019, and in 2018 the volume of exports was 1 million tons and \$ 1 billion). Therefore, the government is taking steps to increase this figure [1].

In recent years, there have been significant positive changes in the introduction of market mechanisms in the agricultural sector. The use of the cluster system serves to ensure the priority of economic interests in the activities of economic entities in production and financial activities, reducing the interference of state institutions in their activities. As a result, along with the development of traditional branches of agriculture, new ones are emerging: modern greenhouses, fisheries, beekeeping, poultry, horse breeding, saffron, hot peppers, garlic, and onions as a secondary crop in the fall, development of horticulture and others [2].

The establishment and effective operation of specialized farms, the orientation of family farms to horticulture, vegetable growing and viticulture, the acceleration of agro-industrial integration processes (farmers start processing their products) should have serious socio-economic benefits. There is a real tendency for innovation in business entities in the industry. This is further evidenced by technological innovations, expanding financial opportunities, reducing the tax burden on private business. Other aspects can also be noted. Production infrastructure is mainly funded by the state. Network product sales market infrastructure, there is demand for the product in domestic and foreign markets. Also, from November 1, 2018, fruit and vegetable exports are practically free (no prepayment is required, the existence of an export contract and its registration is not mandatory, customs procedures have been

simplified, the monopoly of state economic entities on fruit and vegetable exports has been abolished).

The implementation of the concept of development of agriculture in Uzbekistan until 2030 is important for the expansion of fruit and vegetable production and strengthening the export potential of the industry. It identifies the necessary measures for the consistent implementation of market relations in the agricultural sector:

- Giving agricultural producers the freedom to choose the types of crops and markets;
- Transition from 2020 to the formation of market prices for all crops;
- Real strengthening of land use rights;
- Increase of soil fertility and protection of the rights of plant originators;
- Exports of agricultural products amounted to 2.3 billion sums. So the aim is to increase the amount to \$ 20 billion by 2030;
- Rational management of water resources (transition to market principles), water saving [3].

Within the framework of this concept, the President of the Republic of Uzbekistan on January 11, 2021 adopted a resolution "On measures to develop fruit and vegetable growing and viticulture in Kosonsoy, Chartak and Yangikurgan districts of Namangan region." The resolution identifies the current tasks in the development of the industry and measures to ensure their implementation. According to the presidential decree, the land tax paid by farms and other agricultural organizations growing seeds of certified vegetables, legumes and oilseeds, as well as fruit trees and vines in these areas will be reduced by 50% for a period of three years. Also, the part of the interest rate on loans in national currency to finance the purchase of seeds and seedlings of clusters and cooperatives exceeds the base rate of the Central Bank, but not more than 10 percentage points, as well as up to 30% but not more than 3% of interest rates on foreign currency loans. A small part is covered by the State Fund for Entrepreneurship Support.

Particular attention will be paid to improving logistics to further develop exports. Of course, in order to triple the volume of processing and exports, the full commissioning and operation of processing plants, refrigerated warehouses and logistics centers will be ensured in 2021-2022.

Problems in the development of fruit and vegetable growing can be described as follows. Logistics of the industry should be brought to the level of modern requirements: a) lack of specialized equipment; b) low level of use of advanced agricultural machinery; c) unsatisfactory demand for chemicals and mineral fertilizers and their prices, monopolization of sales; g) Insufficient and inefficient sorting and storage capacity.

Problems in financial support of fruit and vegetable growing:

- a) The vast majority of fruit and grape farms do

## Impact Factor:

ISRA (India) = 6.317  
ISI (Dubai, UAE) = 1.582  
GIF (Australia) = 0.564  
JIF = 1.500

SIS (USA) = 0.912  
PIIHQ (Russia) = 0.126  
ESJI (KZ) = 9.035  
SJIF (Morocco) = 7.184

ICV (Poland) = 6.630  
PIF (India) = 1.940  
IBI (India) = 4.260  
OAJI (USA) = 0.350

not have charter capital, which means that their financial security is not guaranteed in practice by the owners;

b) proceeds from the sale of products often bypass the banking system, in turn, banks do not provide quality services to businesses operating in the network, do not support their calculations, resources are allocated to them in the lending process, the same approach to cash supply;

c) Lack of financial planning in farms, lack of financial knowledge of farm managers, lack of accounting in practice leads to the lack of financial control [4].

There are also problems with the sale of network products:

a) Domestic wholesale buyers and large processors are forcing producers to sell their products at unreasonably low prices due to insufficient number of wholesale channels. The rule of mandatory pre-sale contracts should be abandoned;

b) the modern infrastructure of wholesale of fruits and vegetables and grapes is insufficient, the share of the procurement system in the wholesale trade is very low, the proposed prices do not satisfy

producers at all;

c) difficulties in long-distance product delivery remain, the very low capacity of the long-term storage system increases the seasonal nature of sales and makes it difficult to adapt supply to demand;

g) in the current procedure of export of fruits and vegetables and grapes, the exporter is obliged to perform many economically unnecessary actions in the export of the product. In the wholesale market of purchases for export, there is no competition among buyers because their scope is limited, this sector of the market is monopolized, and producers suffer more from this [5].

In our opinion, to further develop horticulture and increase export potential by encouraging the voluntary merger of horticultural farms and dehqan farms into large cooperatives by providing financial incentives to large producers in the sector, the introduction of a minimum charter capital for each category of farms, processing enterprises and wholesale buyers. it is necessary to allow them to receive targeted financial assistance and loans. It would also be expedient to create more favorable conditions for the export of products.

## References:

- (2017). “Ўzbekiston Respublikasini janada rivozhlantirish b'ijicha Xarakterlar strategijasi t'y'risida”. Ўzbekiston Respublikasi Prezidentining Farmoni, *Halk s'yi*, 2017 jil 8 fevral`.
- (n.d.). Ўzbekiston Respublikasi Prezidentining “Mamlakatning ozik-ovkat havfsizligini janada ta'minlab borishning chora-tadbirlari t'y'risida” Karori, Retrieved from <http://www.lex.uz/>
- (2019). Ўzbekiston kishlok h'zhaligini 2030 jilga kadar rivozhlantirish konsepcijasi, *Halk s'yi*, 2019 jil 23 oktyabr`.
- Botirova, R., & Sirojiddinov, I. (2020). Liberazition is acrucial condition for creating modern agriculture in Uzbekistan. *International Journal of Research And development*, march 2020, pp. 200- 203.
- Sirozhiddinov, I., & Hozhiboeva, I. (2020). Innovacionnye processy v jekonomike regionov v uslovijah koronavirusnoj pandemii. *Molodoy uchenyj*”, №20.
- Sirozhiddinov, I., & Soliev, I. (2020). *Usilenie prodovol'stvennoj napravlenosti sel'skohoz'jajstvennogo proizvodstva na osnove ego diversifikacii*, Aktual'nye voprosy razvitija sovremennogo obshhestva, jekonomiki i professional'nogo obrazovaniya: Materialy XVII Mezhdunarodnoj molodezhnoj nauchno-prakticheskoy konferencii 25 marta 2020 g. T. 3. Ekaterinburg: RGPPU.
- Sirozhiddinov, I. K., & Botirova, R. A. (2018). Vozmozhnosti razvitija jeksporta fruktov i ovoshhej v regione, *Aktual'nye vyzovy sovremennoj nauki. Sbornik nauchnyh trudov*. Vypusk 11 (31). Chast` I. Perejaslav-Hmel'nickij, pp.82-85.
- Botirova, R.A., Khakimov, A.A., & Sirojiddinov, I.K. (2020). Innovation as an important factor in the development of the agricultural sector of the region's economy. *Journal of Critical Reviews*, ISSN- 2394-5125 Vol 7, Issue 5.
- Hozhiboeva, I.V., & Sirozhiddinov, K.I. (2020). *Aktivizacija innovacionnyh faktorov razvitija agrarnogo sektora regional'noj jekonomiki*, Aktual'nye voprosy razvitija sovremennogo obshhestva, jekonomiki i professional'nogo obrazovaniya: Materialy XVII Mezhdunarodnoj molodezhnoj nauchno-prakticheskoy konferencii

|                       |                                 |                               |                             |
|-----------------------|---------------------------------|-------------------------------|-----------------------------|
| <b>Impact Factor:</b> | <b>ISRA (India) = 6.317</b>     | <b>SIS (USA) = 0.912</b>      | <b>ICV (Poland) = 6.630</b> |
|                       | <b>ISI (Dubai, UAE) = 1.582</b> | <b>PIHII (Russia) = 0.126</b> | <b>PIF (India) = 1.940</b>  |
|                       | <b>GIF (Australia) = 0.564</b>  | <b>ESJI (KZ) = 9.035</b>      | <b>IBI (India) = 4.260</b>  |
|                       | <b>JIF = 1.500</b>              | <b>SJIF (Morocco) = 7.184</b> | <b>OAJI (USA) = 0.350</b>   |

---

- 25 marta 2020 g. T. 3. (pp.110-113).  
Ekaterinburg: RGPPU.
10. Botirova, R.A., & Sirozhiddinov, K.I. (2019).  
*Razvitie prodovol'svennoj napravlenosti*

*sel'skohozjajstvennogo proizvodstva*, Horazm  
Ma#mun akademijasi ahborotnomasi, 2019 jil,  
mahsus son. (pp.36-38). Hiva.

|                       |                                 |                               |                             |
|-----------------------|---------------------------------|-------------------------------|-----------------------------|
| <b>Impact Factor:</b> | <b>ISRA (India) = 6.317</b>     | <b>SIS (USA) = 0.912</b>      | <b>ICV (Poland) = 6.630</b> |
|                       | <b>ISI (Dubai, UAE) = 1.582</b> | <b>РИИЦ (Russia) = 0.126</b>  | <b>PIF (India) = 1.940</b>  |
|                       | <b>GIF (Australia) = 0.564</b>  | <b>ESJI (KZ) = 9.035</b>      | <b>IBI (India) = 4.260</b>  |
|                       | <b>JIF = 1.500</b>              | <b>SJIF (Morocco) = 7.184</b> | <b>OAJI (USA) = 0.350</b>   |
|                       |                                 |                               |                             |

---



|                       |                                 |                               |                             |
|-----------------------|---------------------------------|-------------------------------|-----------------------------|
| <b>Impact Factor:</b> | <b>ISRA (India) = 6.317</b>     | <b>SIS (USA) = 0.912</b>      | <b>ICV (Poland) = 6.630</b> |
|                       | <b>ISI (Dubai, UAE) = 1.582</b> | <b>ПИИИ (Russia) = 0.126</b>  | <b>PIF (India) = 1.940</b>  |
|                       | <b>GIF (Australia) = 0.564</b>  | <b>ESJI (KZ) = 9.035</b>      | <b>IBI (India) = 4.260</b>  |
|                       | <b>JIF = 1.500</b>              | <b>SJIF (Morocco) = 7.184</b> | <b>OAJI (USA) = 0.350</b>   |
|                       |                                 |                               |                             |

---

|                       |                                 |                               |                             |
|-----------------------|---------------------------------|-------------------------------|-----------------------------|
| <b>Impact Factor:</b> | <b>ISRA (India) = 6.317</b>     | <b>SIS (USA) = 0.912</b>      | <b>ICV (Poland) = 6.630</b> |
|                       | <b>ISI (Dubai, UAE) = 1.582</b> | <b>PIIHQ (Russia) = 0.126</b> | <b>PIF (India) = 1.940</b>  |
|                       | <b>GIF (Australia) = 0.564</b>  | <b>ESJI (KZ) = 9.035</b>      | <b>IBI (India) = 4.260</b>  |
|                       | <b>JIF = 1.500</b>              | <b>SJIF (Morocco) = 7.184</b> | <b>OAJI (USA) = 0.350</b>   |

---

## Contents

|   | p.    |
|---|-------|
| 1. <b>Nishonov, F. M., Shaev, A. K., &amp; Kurpayanidi, K. I.</b><br>Some questions of the organization of individual works of students in mathematics in the conditions of credit training. ....                   | 1-7   |
| 2. <b>Xashimova, G. X.</b><br>Socio-economic trends in the development of European society. ....  | 8-11  |
| 3. <b>Aitmuratov, B.</b><br>Night and today of the karakalpak state puppet theatre. ....  | 12-15 |
| 4. <b>Nusratilloeva, D. N.</b><br>Khurshid Davron's social lyrics and its characteristics. ....   | 16-20 |
| 5. <b>Saidova, M. S.</b><br>About working on the polysemy of words in Russian language lessons. ....  | 21-26 |
| 6. <b>Khashimova, K. D.</b><br>Literary language and speech norms. ....   | 27-29 |
| 7. <b>Murtazaeva, U. I.</b><br>Formation of educational and research competencies of students of higher educational institutions. ....  | 30-36 |
| 8. <b>Rayimov, Q. Q.</b><br>System analysis of language and speech paradigms. ....  | 37-41 |
| 9. <b>Tashbaev, B. O.</b><br>Optimization of public debt management. ....   | 42-44 |
| 10. <b>Tashbaev, B. O.</b><br>Analysis of the effectiveness of public debt management. ....   | 45-47 |
| 11. <b>Farhodov, S.</b><br>Best practices and soft Power tools Country branding and its reflection in the global soft power rankings. ....  | 48-51 |
| 12. <b>Khusanov, A. K., Zhuraev, M. S., Qobiljonova, G. M., &amp; Nizomov, J.</b><br>On the specialization and coevolution of juices in food plants (homoptera, aphidinea). ....                                    | 52-57 |
| 13. <b>Abdusamatova, N. J.</b><br>Benefitis of using integrated training in preschool education. ....   | 58-60 |
| 14. <b>Bafadarova, O. B., &amp; Ahmedova, A. M.</b><br>Research of the process of obtaining glass concrete on the basis of waste of the glass industry. ....  | 61-65 |
| 15. <b>Guliyeva, A. N., &amp; Mammadova, P. B.</b><br>Nanoemulsion obtainment based on Naftalan oil. ....   | 66-70 |
| 16. <b>Javadova, H. A., Ramazanova, Y. B. A., Yusifzadeh, G. G., Maharramova, Z. K., &amp; Jafarova, I. A.</b><br>Formulation of new lubricating compositions of M-20 Бп engine oil for marine diesel engines. .... | 71-74 |

|                       |                                 |                               |                             |
|-----------------------|---------------------------------|-------------------------------|-----------------------------|
| <b>Impact Factor:</b> | <b>ISRA (India) = 6.317</b>     | <b>SIS (USA) = 0.912</b>      | <b>ICV (Poland) = 6.630</b> |
|                       | <b>ISI (Dubai, UAE) = 1.582</b> | <b>ПИИИ (Russia) = 0.126</b>  | <b>PIF (India) = 1.940</b>  |
|                       | <b>GIF (Australia) = 0.564</b>  | <b>ESJI (KZ) = 9.035</b>      | <b>IBI (India) = 4.260</b>  |
|                       | <b>JIF = 1.500</b>              | <b>SJIF (Morocco) = 7.184</b> | <b>OAJI (USA) = 0.350</b>   |

---

|     |   |       |
|-----|---|-------|
| 17. | <b>Abdumajidova, K.</b><br>Globalization and modernization as an important feature of the development of modern society. ....   | 75-78 |
| 18. | <b>Khayitov, Z. U.</b><br>The formation of the first urban culture in the South of Central Asia and its reflection in archeological materials. ....                                   | 79-83 |
| 19. | <b>Omonova, M.</b><br>Nominative-definitive functions of components of ameliorative terms in English and Uzbek languages. ....  | 84-86 |
| 20. | <b>Sirojiddinov, I. Q., &amp; Sirojiddinov, K. I.</b><br>Opportunities for the development and increase of fruit, vegetable production and the export potential of the industry. .... | 87-90 |

|                       |                          |                        |                      |
|-----------------------|--------------------------|------------------------|----------------------|
| <b>Impact Factor:</b> | ISRA (India) = 6.317     | SIS (USA) = 0.912      | ICV (Poland) = 6.630 |
|                       | ISI (Dubai, UAE) = 1.582 | ПИИЦ (Russia) = 0.126  | PIF (India) = 1.940  |
|                       | GIF (Australia) = 0.564  | ESJI (KZ) = 9.035      | IBI (India) = 4.260  |
|                       | JIF = 1.500              | SJIF (Morocco) = 7.184 | OAJI (USA) = 0.350   |



**Scientific publication**

«ISJ Theoretical & Applied Science, USA» - Международный научный журнал зарегистрированный во Франции, и выходящий в электронном и печатном формате. **Препринт** журнала публикуется на сайте по мере поступления статей.

Все поданные авторами статьи в течении 1-го дня размещаются на сайте <http://T-Science.org>.

Печатный экземпляр рассылается авторам в течение 2-4 дней после 30 числа каждого месяца.

**Импакт фактор журнала**

| <b>Impact Factor</b>  | 2013  | 2014  | 2015  | 2016  | 2017  | 2018  | 2019  | 2020  | 2021  |
|---|-------|-------|-------|-------|-------|-------|-------|-------|-------|
| Impact Factor JIF   |       | 1.500 |       |       |       |       |       |       |       |
| Impact Factor ISRA (India)  |       | 1.344 |       |       |       | 3.117 | 4.971 |       | 6.317 |
| Impact Factor ISI (Dubai, UAE) based on International Citation Report (ICR) | 0.307 | 0.829 |       |       |       |       |       |       | 1.582 |
| Impact Factor GIF (Australia)   | 0.356 | 0.453 | 0.564 |       |       |       |       |       |       |
| Impact Factor SIS (USA)   | 0.438 | 0.912 |       |       |       |       |       |       |       |
| Impact Factor ПИИЦ (Russia)   |       | 0.179 | 0.224 | 0.207 | 0.156 | 0.126 |       |       |       |
| Impact Factor ESJI (KZ) based on Eurasian Citation Report (ECR)             |       | 1.042 | 1.950 | 3.860 | 4.102 | 6.015 | 8.716 | 8.997 | 9.035 |
| Impact Factor SJIF (Morocco)  |       | 2.031 |       |       |       | 5.667 |       |       | 7.184 |
| Impact Factor ICV (Poland)  |       | 6.630 |       |       |       |       |       |       |       |
| Impact Factor PIF (India)   |       | 1.619 | 1.940 |       |       |       |       |       |       |
| Impact Factor IBI (India)   |       |       | 4.260 |       |       |       |       |       |       |
| Impact Factor OAJI (USA)  |       |       |       |       |       | 0.350 |       |       |       |

|                       |                          |                        |                      |
|-----------------------|--------------------------|------------------------|----------------------|
| <b>Impact Factor:</b> | ISRA (India) = 6.317     | SIS (USA) = 0.912      | ICV (Poland) = 6.630 |
|                       | ISI (Dubai, UAE) = 1.582 | PIHII (Russia) = 0.126 | PIF (India) = 1.940  |
|                       | GIF (Australia) = 0.564  | ESJI (KZ) = 9.035      | IBI (India) = 4.260  |
|                       | JIF = 1.500              | SJIF (Morocco) = 7.184 | OAJI (USA) = 0.350   |

INDEXING METADATA OF ARTICLES IN SCIENTOMETRIC BASES:



International Scientific Indexing ISI (Dubai, UAE)  
<http://isindexing.com/isi/journaldetails.php?id=327>



Research Bible (Japan)  
<http://journalseeker.researchbib.com/?action=viewJournalDetails&issn=23084944&uid=rd1775>



PIHII (Russia)  
<http://elibrary.ru/contents.asp?issueid=1246197>



Turk Egitim Indeksi (Turkey)  
<http://www.turkegitimindeksi.com/Journals.aspx?ID=149>



DOI (USA)  
<http://www.doi.org>



Open Academic Journals Index (Russia)  
<http://oaji.net/journal-detail.html?number=679>



Japan Link Center (Japan) <https://japanlinkcenter.org>



Kudos Innovations, Ltd. (USA)  
<https://www.growkudos.com>



Cl.An. // THOMSON REUTERS, EndNote (USA)  
<https://www.myendnoteweb.com/EndNoteWeb.html>



Scientific Object Identifier (SOI)  
<http://s-o-i.org/>



Google Scholar (USA)  
[http://scholar.google.ru/scholar?q=Theoretical+science.org&btnG=&hl=ru&as\\_sdt=0%2C5](http://scholar.google.ru/scholar?q=Theoretical+science.org&btnG=&hl=ru&as_sdt=0%2C5)



Directory of abstract indexing for Journals  
<http://www.daij.org/journal-detail.php?jid=94>



CrossRef (USA)  
<http://doi.crossref.org>



Collective IP (USA)  
<https://www.collectiveip.com/>



PFTS Europe/Rebus:list (United Kingdom)  
<http://www.rebuslist.com>



Korean Federation of Science and Technology Societies (Korea)  
<http://www.kofst.or.kr>

|                       |  |                                      |                                    |
|-----------------------|--|--------------------------------------|------------------------------------|
| <b>Impact Factor:</b> | <b>ISRA (India)</b> = <b>6.317</b>     | <b>SIS (USA)</b> = <b>0.912</b>      | <b>ICV (Poland)</b> = <b>6.630</b> |
|                       | <b>ISI (Dubai, UAE)</b> = <b>1.582</b> | <b>PIIHQ (Russia)</b> = <b>0.126</b> | <b>PIF (India)</b> = <b>1.940</b>  |
|                       | <b>GIF (Australia)</b> = <b>0.564</b>  | <b>ESJI (KZ)</b> = <b>9.035</b>      | <b>IBI (India)</b> = <b>4.260</b>  |
|                       | <b>JIF</b> = <b>1.500</b>              | <b>SJIF (Morocco)</b> = <b>7.184</b> | <b>OAJI (USA)</b> = <b>0.350</b>   |



**AcademicKeys**  
UNLOCKING ACADEMIC CAREERS  
AcademicKeys (Connecticut, USA)  
[http://sciences.academickeys.com/jour\\_main.php](http://sciences.academickeys.com/jour_main.php)



**Clarivate**  
Analytics

Cl.An. // THOMSON REUTERS, ResearcherID (USA)  
<http://www.researcherid.com/rid/N-7988-2013>



RedLink (Canada)  
<https://www.redlink.com/>



TDNet  
Library & Information Center Solutions (USA)  
<http://www.tdnet.io/>



RefME (USA & UK)  
<https://www.refme.com>



Sherpa Romeo (United Kingdom)  
<http://www.sherpa.ac.uk/romeo/search.php?source=journal&sourceid=28772>



ALL SUBMISSIONS SCREENED BY:  
**iThenticate**  
Professional Plagiarism Prevention  
WANT TO PRE-CHECK YOUR WORK? >>



Cl.An. // THOMSON REUTERS, ORCID (USA)  
<http://orcid.org/0000-0002-7689-4157>



Yewno (USA & UK)  
<http://yewno.com/>



Stratified Medical Ltd. (London, United Kingdom)  
<http://www.stratifiedmedical.com/>

**THE SCIENTIFIC JOURNAL IS INDEXED IN SCIENTOMETRIC BASES:**



Advanced Sciences Index (Germany)  
<http://journal-index.org/>



Global Impact Factor (Australia)  
<http://globalimpactfactor.com/?type=issn&s=2308-4944&submit=Submit>



SCIENTIFIC INDEXING SERVICE (USA)  
<http://sindexs.org/JournalList.aspx?ID=202>



International Society for Research Activity (India)  
<http://www.israjif.org/single.php?did=2308-4944>

|                       |                          |                        |                      |
|-----------------------|--------------------------|------------------------|----------------------|
| <b>Impact Factor:</b> | ISRA (India) = 6.317     | SIS (USA) = 0.912      | ICV (Poland) = 6.630 |
|                       | ISI (Dubai, UAE) = 1.582 | ПИИИ (Russia) = 0.126  | PIF (India) = 1.940  |
|                       | GIF (Australia) = 0.564  | ESJI (KZ) = 9.035      | IBI (India) = 4.260  |
|                       | JIF = 1.500              | SJIF (Morocco) = 7.184 | OAJI (USA) = 0.350   |



**CiteFactor (USA) Directory Indexing of International Research Journals**  
<http://www.citefactor.org/journal/index/11362/theoretical-applied-science>



**International Institute of Organized Research (India)**  
<http://www.i2or.com/indexed-journals.html>



**JIFACTOR**

**JIFACTOR**  
[http://www.jifactor.org/journal\\_view.php?journal\\_id=2073](http://www.jifactor.org/journal_view.php?journal_id=2073)



**Journal Index**  
<http://journalindex.net/?qi=Theoretical+%26+Applied+Science>



**Eurasian Scientific Journal Index (Kazakhstan)**  
<http://esjindex.org/search.php?id=1>



**Open Access Journals**  
<http://www.oajournals.info/>



**SJIF Impact Factor (Morocco)**  
<http://sjifactor.inno-space.net/passport.php?id=18062>




**Indian citation index (India)**  
<http://www.indiancitationindex.com/>



**InfoBase Index (India)**  
<http://infobaseindex.com>



**Index Copernicus International (Warsaw, Poland)**  
<http://journals.indexcopernicus.com/masterlist.php?q=2308-4944>



**Электронно-библиотечная система «Издательства «Лань» (Russia)**  
<http://e.lanbook.com/journal/>

|                       |                                 |                               |                             |
|-----------------------|---------------------------------|-------------------------------|-----------------------------|
| <b>Impact Factor:</b> | <b>ISRA (India) = 6.317</b>     | <b>SIS (USA) = 0.912</b>      | <b>ICV (Poland) = 6.630</b> |
|                       | <b>ISI (Dubai, UAE) = 1.582</b> | <b>РИИЦ (Russia) = 0.126</b>  | <b>PIF (India) = 1.940</b>  |
|                       | <b>GIF (Australia) = 0.564</b>  | <b>ESJI (KZ) = 9.035</b>      | <b>IBI (India) = 4.260</b>  |
|                       | <b>JIF = 1.500</b>              | <b>SJIF (Morocco) = 7.184</b> | <b>OAJI (USA) = 0.350</b>   |
|                       |                                 |                               |                             |

---



|                       |                                 |                               |                             |
|-----------------------|---------------------------------|-------------------------------|-----------------------------|
| <b>Impact Factor:</b> | <b>ISRA (India) = 6.317</b>     | <b>SIS (USA) = 0.912</b>      | <b>ICV (Poland) = 6.630</b> |
|                       | <b>ISI (Dubai, UAE) = 1.582</b> | <b>PIHII (Russia) = 0.126</b> | <b>PIF (India) = 1.940</b>  |
|                       | <b>GIF (Australia) = 0.564</b>  | <b>ESJI (KZ) = 9.035</b>      | <b>IBI (India) = 4.260</b>  |
|                       | <b>JIF = 1.500</b>              | <b>SJIF (Morocco) = 7.184</b> | <b>OAJI (USA) = 0.350</b>   |

---

---

Signed in print: 30.04.2021. Size 60x84  $\frac{1}{8}$

«Theoretical & Applied Science» (USA, Sweden, KZ)  
Scientific publication, p.sh. 30.625. Edition of 90 copies.  
<http://T-Science.org> E-mail: [T-Science@mail.ru](mailto:T-Science@mail.ru)

---

Printed «Theoretical & Applied Science»